

P A S T O E

VISION ELEMENTS

design
pierre mazairac
karel boonzaaijer

1985





VISION ELEMENTS

Vision Elements is een uitbereiding op Vision. Door de toepassing van grotere rompen met doorlopende bladen wordt rust en schoonheid gecreëerd. Door het volledige verstek en de greeploze fronten, kunnen composities van lijnen, vlakken, volumes en kleuren worden gerealiseerd. De fronten sluiten door middel van een druksysteem. Vision Elements kan moeiteloos worden gecombineerd met het kastensysteem Vision.

Vision Elements is an expansion of the Vision line. Applying larger base units with continuous tops creates calm, understated beauty. The completely mitred construction and smooth, handleless fronts allow one to generate compositions of line, surface, volume and colour. The fronts close by means of a push-touch system. Vision Elements combines effortlessly with the Vision cabinet system.

P A S T O E

pastoe rotsoord 3
po box 2152
3500 gd utrecht
the netherlands
www.pastoe.com

VISION ELEMENTS

design
pierre mazairac & karel boonzaaijer

1985

prijslijst
geldig vanaf maart 2012

liste des prix
valable à partir de mars 2012

listino prezzi
validità da marzo 2012

pricelist
valid from march 2012

preisliste
gültig ab März 2012

VISION ELEMENTS

design

pierre mazairac & karel boonzaaijer 1985

valid from march 2012

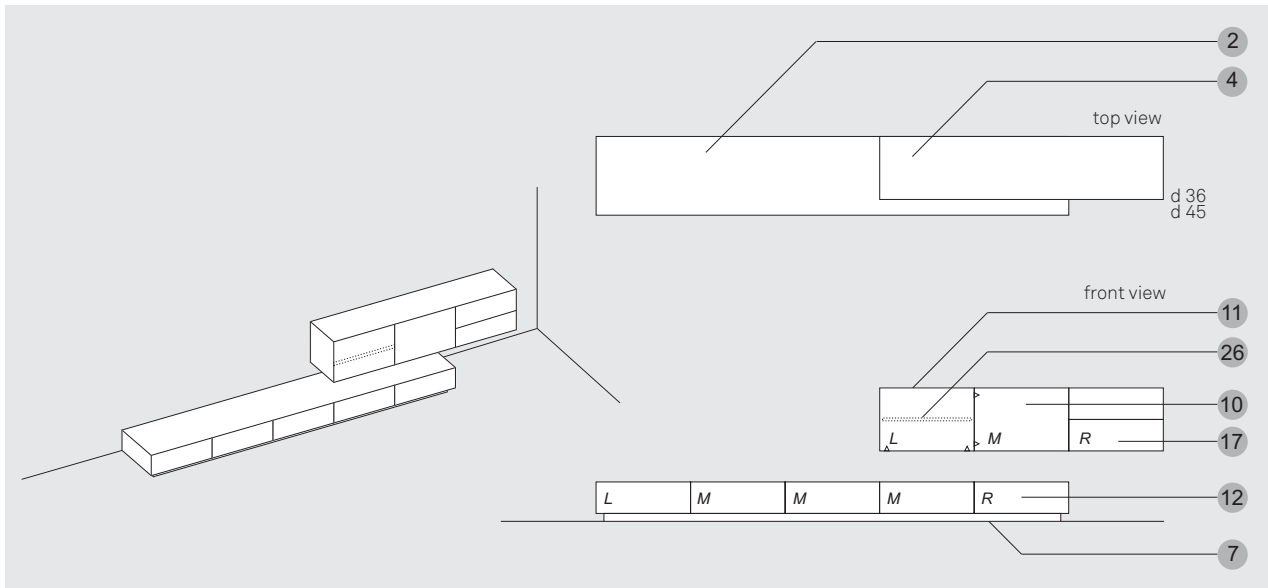
<p>Opbouw Kastensysteem bestaande uit rompen, deuren, laden, kleppen, frames en plinten. De rompen worden opgebouwd uit doorlopende bladen. De fronten zijn greeploos en openen middels een druksysteem (snapper). De rompen kunnen worden geplaatst op metalen frames, plinten of hangend aan de wand.</p> <p>Afwerking</p> <p>Rompen : basis-/ glanslak, fineer (excl. achterpaneel en constructieplank) Interieur : basislak Fronten : basis-/ glanslak, fineer Ladebakken : eiken (standaard), basislak zwart 301 (meerprijs €50,- per ladebak) Interieurbakken : eiken (standaard), basislak zwart 301 (meerprijs €30,- per interieurbak) Frames : zilvergrijs gelakt metaal (RAL 9006), basislak Plinten : basis-/ glanslak</p>	<p>Op aanvraag</p> <ul style="list-style-type: none">Ral / Sikkens kleurenMattlak afwerkingEen open vak tussen twee dichte rompenIn overleg kan het meubel in afwijkende maten gemaakt worden. Hiervoor geldt een afname van minimaal 25 stuks. <p>Algemeen De ladebakken worden voorzien van dubbel uittrekbare ladelopers met synchroon besturing en openen middels een druksysteem. In de "gloss" combinatie prijzen zijn alle onderdelen die in glanslak mogelijk zijn als glanslak berekend. De prijzen staan vermeld in euro en zijn verkoopadviesprijzen. In Nederland en België inclusief btw, in overige landen exclusief btw. Wijzigingen en drukfouten zijn onder voorbehoud.</p>
<p>Composition Les armoires modulaires se composent de caissons, portes, tiroirs, abatants, pieds en métal et plinthe. Les caissons sont composés de plateaux d'une seule pièce. Les caissons n'ont pas de poignée et s'ouvrent par un système à pression (snapper). Les caissons peuvent être montés sur des pieds, sur plinthe au mur.</p> <p>Finition</p> <p>Caissons : laque en basique/ brillant, placage (sauf panneau arrière et rayon de construction) Intérieur : laque en basique Fronts : laque en basique/ brillant, placage Blocs tiroirs : chêne (standard), laqué noir 301 (supplément par bloc tiroir €50,-) Bacs intérieurs : chêne (standard), laqué noir 301 (supplément par bac intérieur €30,-) Pieds en métal : métal laqué gris argent (RAL 9006), laque en basique Plinthe : laque en basique/ brillant</p>	<p>Sur demande</p> <ul style="list-style-type: none">Couleurs Ral / SikkensLe vernis de finition matUn compartiment ouvert entre deux caissons fermésLe meuble peut être fabriqué dans des dimensions différents, sur demande. Dans ce cas, une commande de 25 unités sera requise. <p>Informations générales Les blocs tiroirs en chêne sont munis de glissières double course avec commande synchronisée et s'ouvrent par un système à pression. Dans les prix des combinaisons "brillant" tous les éléments pouvant être en laque brillante ont été calculés comme tel. Les prix sont indiqués en euros à titre indicatif. Pour les Pays-Bas et la Belgique, les prix sont calculés avec TVA, pour les autres pays, ils sont calculés hors taxe. Sous réserve de modifications et erreurs d'impression.</p>
<p>Composizione Il sistema di elementi componibili è costituito da scocche, ante, cassetti, ribalte e telai in metallo. Le scocche sono realizzate in lamina continue. Tutti i pannelli frontali sono privi di maniglie e si aprono mediante un sistema a pressione (snapper). Gli elementi possono essere posizionati su telai in metallo, su zoccoli o possono essere montati a parete.</p> <p>Finitura</p> <p>Scocche : laccato standard/ lucido, impiallacciatura (escl. pannello posteriore e ripiano strutturale) Interni : laccato standard Frontali : laccato standard/ lucido, impiallacciatura Cassettiere : rovere (standard), lacca base nero 301 (sovrapprezzo per cassettoni €50,-) Cassettoni interni : rovere (standard), lacca base nero 301 (sovrapprezzo per cassettoni €30,-) Telai in metallo : grigio argento (RAL 9006) o laccato standard Zoccoli : laccato standard/ lucido</p>	<p>Su richiesta</p> <ul style="list-style-type: none">I colori Ral / SikkensI colori laccati opachiUno scomparto aperto fra due scocche chiuseSu richiesta il mobile può essere realizzato in altre misure, per ordini minimi di 25 pezzi. <p>Generale I cassettoni vengono dotate di doppie guide estraibili con sincronizzatore ed apertura mediante sistema a pressione. Nei prezzi delle combinazioni "gloss" tutte le parti disponibili in lucido sono indicate come lucido. I prezzi indicati sono in Euro e sono prezzi di vendita consigliati. Per l'Olanda ed il Belgio sono da considerarsi IVA inclusa, per gli altri paesi IVA esclusa. Con riserva di modifiche o errori di stampa.</p>
<p>Set-up The cabinet system consists of modules, doors, drawers, flaps, frames and plinths. The bodies are built up of continuous tops. The fronts have no grips and open using a pressure system (snapper). The modules can be placed on frames, plinths or can be hung on the wall.</p> <p>Finishing</p> <p>Modules : basic/ gloss lacquer, veneer (except on back panel and fixed shelf) Interior : basic lacquer Fronts : basic/ gloss lacquer, veneer Drawer bodies : oak (standard), basic lacquer black 301 (supplement payable for each drawer body €50,-) Interior compartment : oak (standard), basic lacquer black 301 (supplement payable for each interior compartment €30,-) Frames : silver grey metal (RAL 9006) or basic lacquer Plinths : basic/ gloss lacquer</p>	<p>On request</p> <ul style="list-style-type: none">Ral / Sikkens coloursMatt lacquer finishOpen compartment between two closed bodiesIn consultation, this item can be produced in different sizes. This requires a minimum purchase of 25 units. <p>General Our drawers are fitted with double pull-out drawer runners with synchronous controls and a push-to-open system. In the "gloss" combination prices all parts available in gloss lacquer are priced as gloss lacquer. These prices are given in euros and are recommended retail prices. They are inclusive of VAT (BTW) for the Netherlands and Belgium, exclusive of VAT for other countries. Subject to changes and printing errors.</p>
<p>Aufsatz Das Schranksystem besteht aus Korpus, an zwei Seiten offenen Korpus, (Konstruktions) boden, Türen, Schubladen, Klappen, Wandboard, Rahmen, Sockelleisten, gekreuzter Sockel und media-Korpus. Die Fronten haben keine Griffe und werden mit Hilfe eines Drucksystems (Schnapper) geöffnet. Die Korpusse können auf Rahmen, Rollen, Sockelleisten gestellt werden oder an der Wand befestigt werden.</p> <p>Verarbeitung</p> <p>Korpusse : Basis-/ Glanzlack, Furnier (ohne Rückwand und Konstruktionsbrett) Interieur : Basislack Fronten : Basis-/ Glanzlack, Furnier Schubkasten : Eiche (Standardausführung), Basislack Schwarz 301 (€50,- Aufpreis pro Schubkasten) Interieürkästen : Eiche (Standardausführung), Basislack Schwarz 301 (€30,- Aufpreis pro Interieürkast) Rahmen : silbergrauem, lackierten Metall (RAL 9006) oder Basislack Sockelleisten : Basis-/ Glanzlack</p>	<p>Auf Anfrage</p> <ul style="list-style-type: none">RAL / Sikkens FarbenMattlackEine Öffnung zwischen zwei geschlossenen KorpusenNach Rücksprache kann das Möbel in abweichenden Maßen hergestellt werden. Dafür gilt ein Mindestabnahme von 25 Stück. <p>Allgemeines Die Kästen sind mit einer doppelt ausziehbaren Schubladenschiene mit Synchronsteuerung ausgestattet und können mit einem Drucksystem geöffnet werden. Bei den "gloss" Kombinationspreisen wurden alle Teile, die in Glanzlackausführung möglich sind, als Glanzlack berechnet. Die Preise verstehen sich in Euro und sind unverbindliche Preisempfehlungen. In den Niederlanden und Belgien zuzüglich MwSt., in den übrigen Ländern ohne MwSt. Änderungen und Druckfehler vorbehalten.</p>

VISION ELEMENTS

design

pierre mazairac & karel boonzaaijer 1985

valid from march 2012



- 2. romp h18
- 4. romp h36
- 7. plint
- 10. deur (middle)
- 11. klep (left)
- 12. laden 18h (left, middle, right)
- 17. ladenset 36h (right 2 x 18h)
- 26. legplank

- 2. caisson h18
- 4. caisson h36
- 7. plinthe
- 10. porte (middle)
- 11. abattant (left)
- 12. tiroirs 18h (left, middle, right)
- 17. jeu de tiroirs 36h (right 2 x 18h)
- 26. rayon

- 2. scocca h18
- 4. scocca h36
- 7. zoccolo
- 10. anta (middle)
- 11. ribalta (left)
- 12. cassetti 18h (left, middle, right)
- 17. set di cassetti 36h (right 2 x 18h)
- 26. ripiano

- 2. module h18
- 4. module h36
- 7. plinth
- 10. door (middle)
- 11. flap (left)
- 12. drawers 18h (left, middle, right)
- 17. set of drawers 36h (right 2 x 18h)
- 26. shelf

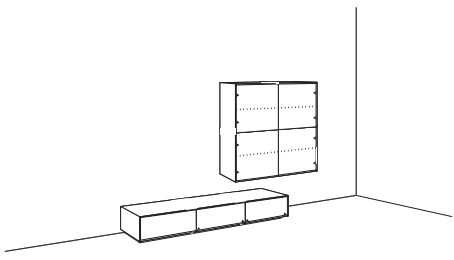
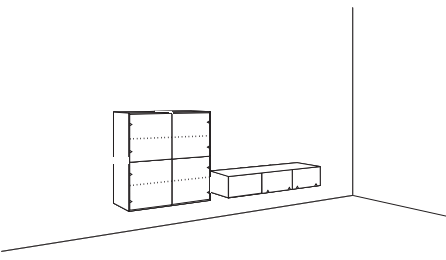
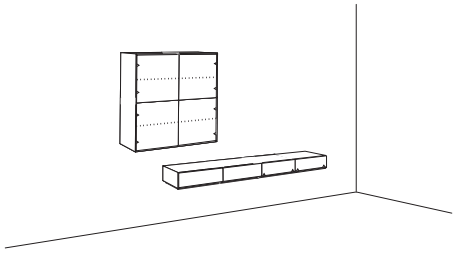
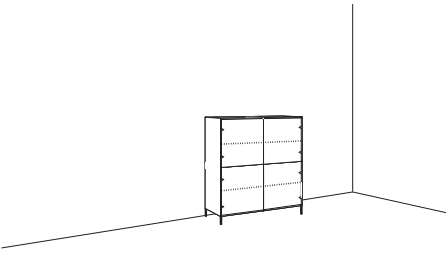

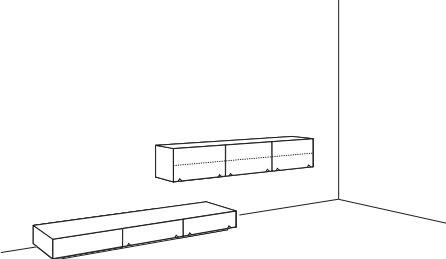
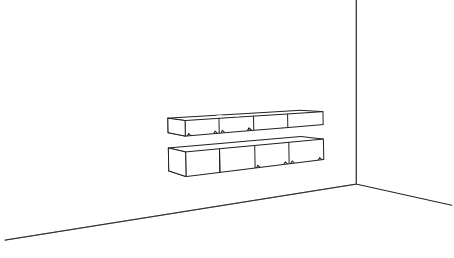
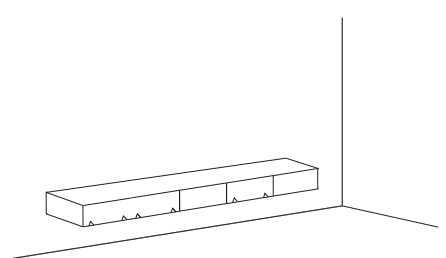
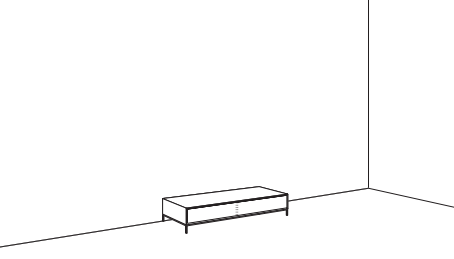
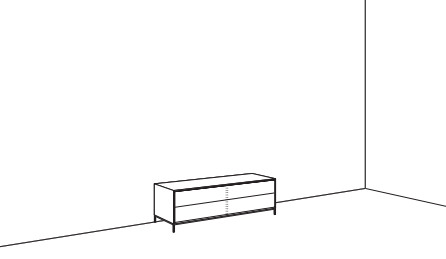
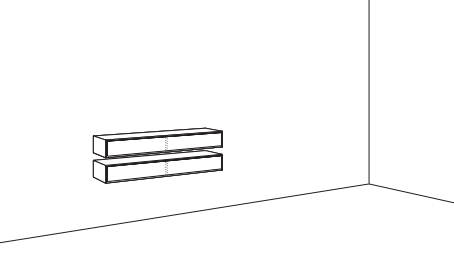
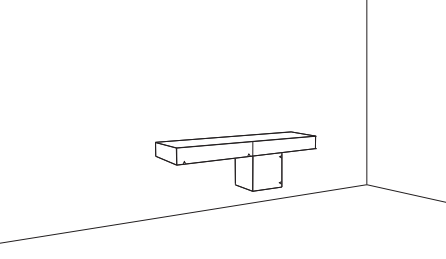
- 2. Korpus h18
- 4. Korpus h36
- 7. Sockelleiste
- 10. Tür (middle)
- 11. Klappe (left)
- 12. Schubladen 18h (left, middle, right)
- 17. Schubladenset 36h (right 2 x 18h)
- 26. Einlegeboden

VISION ELEMENTS

design

pierre mazairac & karel boonzaaijer 1985

valid from march 2012

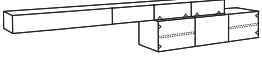
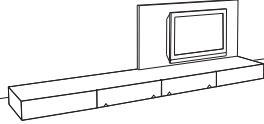
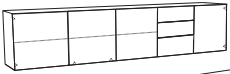
<p>combination VE01 h108 x w108 x d36 h31.5 x w162 x d54</p> <p>basic gloss</p>		<p>combination VE02 h108 x w108 x d45 h27 x w162 x d45</p> <p>basic gloss</p>	
<p>combination VE14 h108 x w108 x d36 h18 x w216 x d45</p> <p>basic gloss</p>		<p>combination VE10 h117 x w108 x d36</p> <p>frame in RAL 9006 lacquer basic gloss</p>	
<p>combination VE04 h18 x w216 x d36 h36 x w216 x d36</p> <p>basic gloss</p>		<p>combination VE05 h36 x w216 x d36 h22.5x w216 x d54</p> <p>basic gloss</p>	
<p>combination VE08 h18 x w216 x d36 h27 x w216 x d36</p> <p>basic gloss</p>		<p>combination VE18 h18 x w270 x d45</p> <p>basic gloss</p>	
<p>combination VE29 price without finishing panel h27 x w144 x d54</p> <p>frame 9h in RAL 9006 lacquer basic gloss</p>		<p>combination VE27 price without finishing panel h45 x w144 x d45</p> <p>frame 9h in RAL 9006 lacquer basic gloss</p>	
<p>combination VE28 h18 x w144 x d36</p> <p>basic gloss</p>		<p>Workstation</p> <p>combination VE26 h13.5 x w14.4 x d45 h36 x w36 x d36</p> <p>basic gloss</p>	

VISION ELEMENTS

design

pierre mazairac & karel boonzaaijer 1985

valid from march 2012

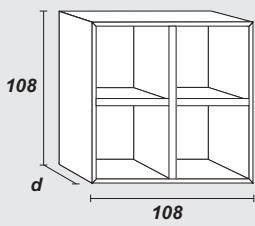

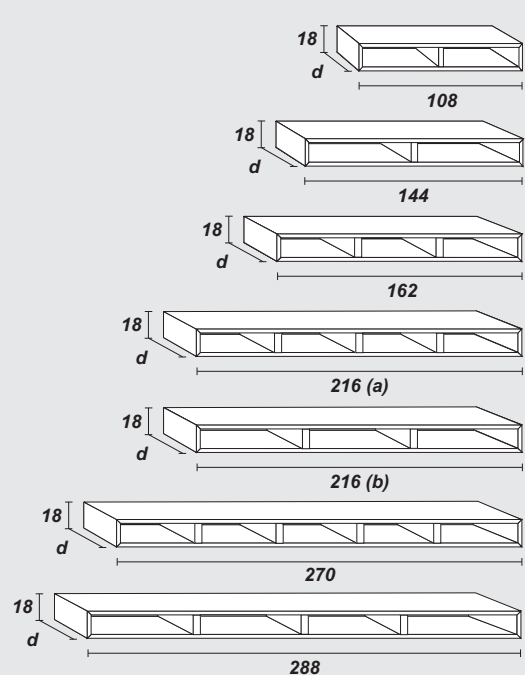

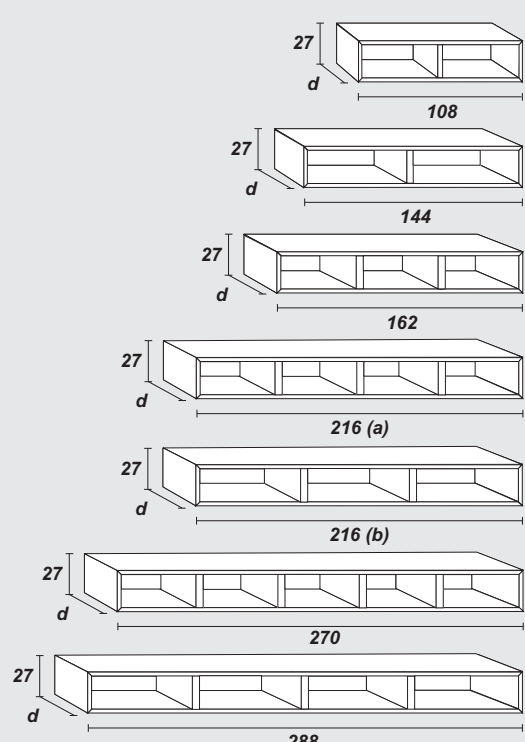

	<p>combination VE21 h18 x w270 x d36 h36 x w162 x d45</p> <p>basic gloss</p>		<p>combination VE23 h94.5 x w288 x d54</p> <p>basic gloss</p>
	<p>combination VE24 h54 x w270 x d45</p> <p>basic gloss</p>		

VISION ELEMENTS

design

pierre mazairac & karel boonzaaijer 1985

valid from march 2012

		d 22.5			d 36						
1	romp h108 caisson h108 scocca h108 module h108 Korpus h108		h x w		code	basic	gloss*	wood***			
			108 x 108		V41660						
 + 60 euro											
2	romp h18 caisson h18 scocca h18 module h18 Korpus h18		h x w	code	basic	gloss*	wood***	code	basic	gloss*	wood***
			18 x 108	V21164			V21160				
			18 x 144	V21174			V21170				
			18 x 162	-			V41110				
			18 x 216 (a)	-			V41130				
			18 x 216 (b)	-			V41120				
			18 x 270	-			V41140				
			18 x 288	-			V41150				
			 + 60 euro								
			3	romp h27 caisson h27 scocca h27 module h27 Korpus h27		h x w	code	basic	gloss*	wood***	code
27 x 108	V21064						V21060				
27 x 144	V21074						V21070				
27 x 162	-						V41010				
27 x 216 (a)	-						V41030				
27 x 216 (b)	-						V41020				
27 x 270	-						V41040				
27 x 288	-						V41050				
 + 60 euro											

VISION ELEMENTS

design

pierre mazairac & karel boonzaaijer 1985

valid from march 2012

d 45			d 54																																																																																													
<table border="1"> <thead> <tr> <th>code</th> <th>basic</th> <th>gloss*</th> <th>wood***</th> </tr> </thead> <tbody> <tr> <td>V41661</td> <td></td> <td></td> <td></td> </tr> </tbody> </table>			code	basic	gloss*	wood***	V41661										1 binnenmaten (cm) dimensions intérieures (cm) dimensioni interne (cm) inside measurements (cm) Innenmaßen (cm) <table border="1"> <thead> <tr> <th>height</th> <th>width</th> <th>depth</th> </tr> </thead> <tbody> <tr> <td>108 ▶ 2x50.8</td> <td>108 ▶ 2x50.8</td> <td>36 ▶ 31.3</td> </tr> <tr> <td></td> <td></td> <td>45 ▶ 40.3</td> </tr> </tbody> </table>	height	width	depth	108 ▶ 2x50.8	108 ▶ 2x50.8	36 ▶ 31.3			45 ▶ 40.3																																																																						
code	basic	gloss*	wood***																																																																																													
V41661																																																																																																
height	width	depth																																																																																														
108 ▶ 2x50.8	108 ▶ 2x50.8	36 ▶ 31.3																																																																																														
		45 ▶ 40.3																																																																																														
<table border="1"> <thead> <tr> <th>code</th> <th>basic</th> <th>gloss*</th> <th>wood***</th> </tr> </thead> <tbody> <tr> <td>V21161</td> <td></td> <td></td> <td></td> </tr> <tr> <td>V21171</td> <td></td> <td></td> <td></td> </tr> <tr> <td>V41111</td> <td></td> <td></td> <td></td> </tr> <tr> <td>V41131</td> <td></td> <td></td> <td></td> </tr> <tr> <td>V41121</td> <td></td> <td></td> <td></td> </tr> <tr> <td>V41141</td> <td></td> <td></td> <td></td> </tr> <tr> <td>V41151</td> <td></td> <td></td> <td></td> </tr> </tbody> </table>			code	basic	gloss*	wood***	V21161				V21171				V41111				V41131				V41121				V41141				V41151				<table border="1"> <thead> <tr> <th>code</th> <th>basic</th> <th>gloss*</th> <th>wood***</th> </tr> </thead> <tbody> <tr> <td>V21162</td> <td></td> <td></td> <td></td> </tr> <tr> <td>V21172</td> <td></td> <td></td> <td></td> </tr> <tr> <td>V41112</td> <td></td> <td></td> <td></td> </tr> <tr> <td>V41132</td> <td></td> <td></td> <td></td> </tr> <tr> <td>V41122</td> <td></td> <td></td> <td></td> </tr> <tr> <td>V41142</td> <td></td> <td></td> <td></td> </tr> <tr> <td>V41152</td> <td></td> <td></td> <td></td> </tr> </tbody> </table>			code	basic	gloss*	wood***	V21162				V21172				V41112				V41132				V41122				V41142				V41152						2 binnenmaten (cm) dimensions intérieures (cm) dimensioni interne (cm) inside measurements (cm) Innenmaßen (cm) <table border="1"> <thead> <tr> <th>height</th> <th>width</th> <th>depth</th> </tr> </thead> <tbody> <tr> <td>18 ▶ 14.8</td> <td>108 ▶ 2x50.8</td> <td>22.5 ▶ 17.8</td> </tr> <tr> <td></td> <td>144 ▶ 2x68.8</td> <td>36 ▶ 31.3</td> </tr> <tr> <td></td> <td>162 ▶ 3x50.8</td> <td>45 ▶ 40.3</td> </tr> <tr> <td></td> <td>216 ▶ 4x50.8</td> <td>54 ▶ 49.3</td> </tr> <tr> <td></td> <td>216 ▶ 3x68.8</td> <td></td> </tr> <tr> <td></td> <td>270 ▶ 5x50.8</td> <td></td> </tr> <tr> <td></td> <td>288 ▶ 4x68.8</td> <td></td> </tr> </tbody> </table>	height	width	depth	18 ▶ 14.8	108 ▶ 2x50.8	22.5 ▶ 17.8		144 ▶ 2x68.8	36 ▶ 31.3		162 ▶ 3x50.8	45 ▶ 40.3		216 ▶ 4x50.8	54 ▶ 49.3		216 ▶ 3x68.8			270 ▶ 5x50.8			288 ▶ 4x68.8	
code	basic	gloss*	wood***																																																																																													
V21161																																																																																																
V21171																																																																																																
V41111																																																																																																
V41131																																																																																																
V41121																																																																																																
V41141																																																																																																
V41151																																																																																																
code	basic	gloss*	wood***																																																																																													
V21162																																																																																																
V21172																																																																																																
V41112																																																																																																
V41132																																																																																																
V41122																																																																																																
V41142																																																																																																
V41152																																																																																																
height	width	depth																																																																																														
18 ▶ 14.8	108 ▶ 2x50.8	22.5 ▶ 17.8																																																																																														
	144 ▶ 2x68.8	36 ▶ 31.3																																																																																														
	162 ▶ 3x50.8	45 ▶ 40.3																																																																																														
	216 ▶ 4x50.8	54 ▶ 49.3																																																																																														
	216 ▶ 3x68.8																																																																																															
	270 ▶ 5x50.8																																																																																															
	288 ▶ 4x68.8																																																																																															
<p>Bij zware belasting wordt aanbevolen een steunbuis toe te passen (pagina 22)</p> <p>Pour supporter des objets lourds nous recommandons d'appliquer un tube-support. (22)</p> <p>Per sostenere oggetti pesanti è consigliabile utilizzare un tubo di supporto. (pagina 22)</p> <p>To support heavy products we recommend a support tube. (page 22)</p> <p>Bei schwerer Belastung empfiehlt es sich ein Stützrohr anzuwenden. (Seite 22)</p>																																																																																																
<table border="1"> <thead> <tr> <th>code</th> <th>basic</th> <th>gloss*</th> <th>wood***</th> </tr> </thead> <tbody> <tr> <td>V21061</td> <td></td> <td></td> <td></td> </tr> <tr> <td>V21071</td> <td></td> <td></td> <td></td> </tr> <tr> <td>V41011</td> <td></td> <td></td> <td></td> </tr> <tr> <td>V41031</td> <td></td> <td></td> <td></td> </tr> <tr> <td>V41021</td> <td></td> <td></td> <td></td> </tr> <tr> <td>V41041</td> <td></td> <td></td> <td></td> </tr> <tr> <td>V41051</td> <td></td> <td></td> <td></td> </tr> </tbody> </table>			code	basic	gloss*	wood***	V21061				V21071				V41011				V41031				V41021				V41041				V41051				<table border="1"> <thead> <tr> <th>code</th> <th>basic</th> <th>gloss*</th> <th>wood***</th> </tr> </thead> <tbody> <tr> <td>V21062</td> <td></td> <td></td> <td></td> </tr> <tr> <td>V21072</td> <td></td> <td></td> <td></td> </tr> <tr> <td>V41012</td> <td></td> <td></td> <td></td> </tr> <tr> <td>V41032</td> <td></td> <td></td> <td></td> </tr> <tr> <td>V41022</td> <td></td> <td></td> <td></td> </tr> <tr> <td>V41042</td> <td></td> <td></td> <td></td> </tr> <tr> <td>V41052</td> <td></td> <td></td> <td></td> </tr> </tbody> </table>			code	basic	gloss*	wood***	V21062				V21072				V41012				V41032				V41022				V41042				V41052						3 binnenmaten (cm) dimensions intérieures (cm) dimensioni interne (cm) inside measurements (cm) Innenmaßen (cm) <table border="1"> <thead> <tr> <th>height</th> <th>width</th> <th>depth</th> </tr> </thead> <tbody> <tr> <td>27 ▶ 23.8</td> <td>108 ▶ 2x50.8</td> <td>22.5 ▶ 17.8</td> </tr> <tr> <td></td> <td>144 ▶ 2x68.8</td> <td>36 ▶ 31.3</td> </tr> <tr> <td></td> <td>162 ▶ 3x50.8</td> <td>45 ▶ 40.3</td> </tr> <tr> <td></td> <td>216 ▶ 4x50.8</td> <td>54 ▶ 49.3</td> </tr> <tr> <td></td> <td>216 ▶ 3x68.8</td> <td></td> </tr> <tr> <td></td> <td>270 ▶ 5x50.8</td> <td></td> </tr> <tr> <td></td> <td>288 ▶ 4x68.8</td> <td></td> </tr> </tbody> </table>	height	width	depth	27 ▶ 23.8	108 ▶ 2x50.8	22.5 ▶ 17.8		144 ▶ 2x68.8	36 ▶ 31.3		162 ▶ 3x50.8	45 ▶ 40.3		216 ▶ 4x50.8	54 ▶ 49.3		216 ▶ 3x68.8			270 ▶ 5x50.8			288 ▶ 4x68.8	
code	basic	gloss*	wood***																																																																																													
V21061																																																																																																
V21071																																																																																																
V41011																																																																																																
V41031																																																																																																
V41021																																																																																																
V41041																																																																																																
V41051																																																																																																
code	basic	gloss*	wood***																																																																																													
V21062																																																																																																
V21072																																																																																																
V41012																																																																																																
V41032																																																																																																
V41022																																																																																																
V41042																																																																																																
V41052																																																																																																
height	width	depth																																																																																														
27 ▶ 23.8	108 ▶ 2x50.8	22.5 ▶ 17.8																																																																																														
	144 ▶ 2x68.8	36 ▶ 31.3																																																																																														
	162 ▶ 3x50.8	45 ▶ 40.3																																																																																														
	216 ▶ 4x50.8	54 ▶ 49.3																																																																																														
	216 ▶ 3x68.8																																																																																															
	270 ▶ 5x50.8																																																																																															
	288 ▶ 4x68.8																																																																																															
<p>Bij zware belasting wordt aanbevolen een steunbuis toe te passen (pagina 22)</p> <p>Pour supporter des objets lourds nous recommandons d'appliquer un tube-support. (22)</p> <p>Per sostenere oggetti pesanti è consigliabile utilizzare un tubo di supporto. (pagina 22)</p> <p>To support heavy products we recommend a support tube. (page 22)</p> <p>Bei schwerer Belastung empfiehlt es sich ein Stützrohr anzuwenden. (Seite 22)</p>																																																																																																

* glanslak éénzijdig - laque en brillant simple face - lucido su un lato - gloss lacquer one-sided - Glanzlack einseitig

** glanslak tweezijdig - laque en brillant double face - lucido su due lati - gloss lacquer two-sided - Glanzlack zweiseitig

*** Zijden, blad en bodem in fineer; achterpaneel en constructieplank in basislak - Fianchi, piano e fondo in legno impiallacciato; pannello posteriore e ripiano strutturale laccati - Côtés, plateau et fond en placage bois, panneau arrière et rayon de construction laqués - Sides, panel and base in veneer; back panel and fixed shelf in basic lacquer - Seitentelle, Platte und Boden in Furnier; Rückwand und Konstruktionsboden in Basislack

VISION ELEMENTS

design

pierre mazairac & karel boonzaaijer 1985

valid from march 2012

4

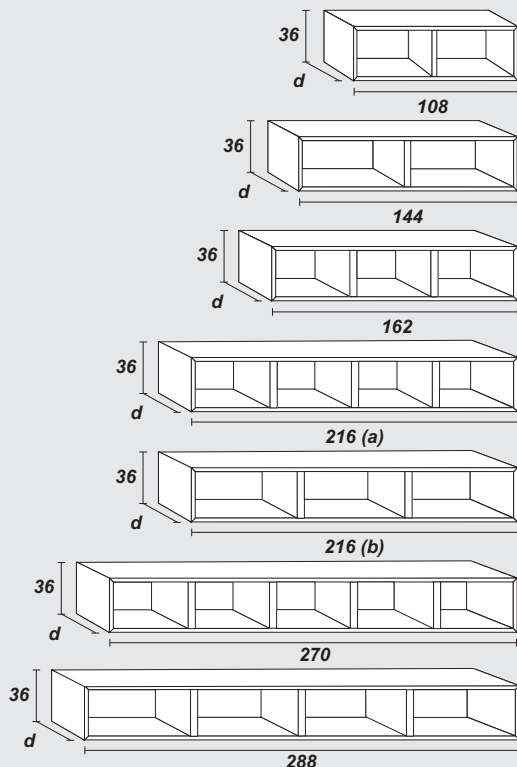
romp h36

caisson h36

scocca h36

module h36

Korpus h36



+ 60 euro

5

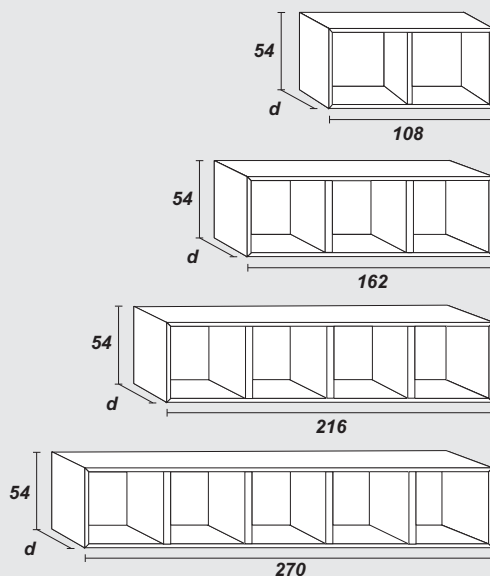
romp h54

caisson h54

scocca h54

module h54

Korpus h54



+ 60 euro

d 22.5

d 36

h x w	code basic gloss* wood***	code basic gloss* wood***
36 x 108	V21264	V21260
36 x 144	V21274	V21270
36 x 162	-	V41210
36 x 216 (a)	-	V41230
36 x 216 (b)	-	V41220
36 x 270	-	V41240
36 x 288	-	V41250

h x w	code basic gloss* wood***
54 x 108	V41360
54 x 162	V41310
54 x 216	V41330
54 x 270	V41340

08

* glanslak éénzijdig - laque en brillant simple face - lucido su un lato - gloss lacquer one-sided - Glanzlack einseitig

** glanslak tweezijdig - laque en brillant double face - lucido su due lati - gloss lacquer two-sided - Glanzlack zweiseitig

*** Zijden, blad en bodem in fineer; achterpaneel en constructieplank in basislak - Fianchi, piano e fondo in legno impiallacciato; pannello posteriore e ripiano strutturale laccati - Côtés, plateau et fond en placage bois, panneau arrière et rayon de construction laqués - Sides, panel and base in veneer; back panel and fixed shelf in basic lacquer - Seitenteile, Platte und Boden in Furnier; Rückwand und Konstruktionsboden in Basislack

VISION ELEMENTS

design

pierre mazairac & karel boonzaaijer 1985

valid from march 2012

d 45

d 54

d 45				d 54							4																										
code	basic	gloss*	wood***	code	basic	gloss*	wood***				h x w																										
V21261				V21262							36 x 108																										
V21271				V21272							36 x 144																										
V41211				V41212							36 x 162																										
V41231				V41232							36 x 216 (a)																										
V41221				V41222							36 x 216 (b)																										
V41241				V41242							36 x 270																										
V41251				V41252							36 x 288																										
<p>Bij zware belasting wordt aanbevolen een steunbuis toe te passen (pagina 22)</p> <p>Pour supporter des objets lourds nous recommandons d'appliquer un tube-support. (22)</p> <p>Per sostenere oggetti pesanti è consigliabile utilizzare un tubo di supporto. (pagina 22)</p> <p>To support heavy products we recommend a support tube. (page 22)</p> <p>Bei schwerer Belastung empfiehlt es sich ein Stützrohr anzuwenden. (Seite 22)</p>																																					
											<p>binnenmaten (cm) dimensions intérieures (cm) dimensioni interne (cm) inside measurements (cm) Innenmaßen (cm)</p> <table border="1"> <thead> <tr> <th>height</th> <th>width</th> <th>depth</th> </tr> </thead> <tbody> <tr> <td>36 ▶ 32.8</td> <td>108 ▶ 2x50.8</td> <td>22.5 ▶ 17.8</td> </tr> <tr> <td></td> <td>144 ▶ 2x68.8</td> <td>36 ▶ 31.3</td> </tr> <tr> <td></td> <td>162 ▶ 3x50.8</td> <td>45 ▶ 40.3</td> </tr> <tr> <td></td> <td>216 ▶ 4x50.8</td> <td>54 ▶ 49.3</td> </tr> <tr> <td></td> <td>216 ▶ 3x68.8</td> <td></td> </tr> <tr> <td></td> <td>270 ▶ 5x50.8</td> <td></td> </tr> <tr> <td></td> <td>288 ▶ 4x68.8</td> <td></td> </tr> </tbody> </table>			height	width	depth	36 ▶ 32.8	108 ▶ 2x50.8	22.5 ▶ 17.8		144 ▶ 2x68.8	36 ▶ 31.3		162 ▶ 3x50.8	45 ▶ 40.3		216 ▶ 4x50.8	54 ▶ 49.3		216 ▶ 3x68.8			270 ▶ 5x50.8			288 ▶ 4x68.8	
height	width	depth																																			
36 ▶ 32.8	108 ▶ 2x50.8	22.5 ▶ 17.8																																			
	144 ▶ 2x68.8	36 ▶ 31.3																																			
	162 ▶ 3x50.8	45 ▶ 40.3																																			
	216 ▶ 4x50.8	54 ▶ 49.3																																			
	216 ▶ 3x68.8																																				
	270 ▶ 5x50.8																																				
	288 ▶ 4x68.8																																				
code	basic	gloss*	wood***	code	basic	gloss*	wood***				h x w	5																									
V41361				V41362							54 x 108																										
V41311				V41312							54 x 162																										
V41331				V41332							54 x 216																										
V41341				V41342							54 x 270																										
<p>Rompen 54d kunnen niet aan de wand gehangen worden. Bij zware belasting wordt aanbevolen een steunbuis toe te passen (pagina 22).</p> <p>Les caissons de 54 de profondeur ne peuvent pas être fixés au mur. Pour supporter des objets lourds nous recommandons d'appliquer un tube-support (22).</p> <p>Le scocche profonde 54 cm non possono essere montate a parete. Per sostenere oggetti pesanti è consigliabile utilizzare un tubo di supporto (pagina 22).</p> <p>54cm-deep bodies cannot be mounted on the wall. To support heavy products we recommend a support tube (page 22).</p> <p>54 cm tiefe Schrankelemente können nicht an die Wand gehängt werden. Bei schwerer Belastung empfiehlt es sich ein Stützrohr anzuwenden. (Seite 22)</p>																																					
											<p>binnenmaten (cm) dimensions intérieures (cm) dimensioni interne (cm) inside measurements (cm) Innenmaßen (cm)</p> <table border="1"> <thead> <tr> <th>height</th> <th>width</th> <th>depth</th> </tr> </thead> <tbody> <tr> <td>54 ▶ 50.8</td> <td>108 ▶ 2x50.8</td> <td>36 ▶ 31.3</td> </tr> <tr> <td></td> <td>162 ▶ 3x50.8</td> <td>45 ▶ 40.3</td> </tr> <tr> <td></td> <td>216 ▶ 4x50.8</td> <td>54 ▶ 49.3</td> </tr> <tr> <td></td> <td>270 ▶ 5x50.8</td> <td></td> </tr> </tbody> </table>			height	width	depth	54 ▶ 50.8	108 ▶ 2x50.8	36 ▶ 31.3		162 ▶ 3x50.8	45 ▶ 40.3		216 ▶ 4x50.8	54 ▶ 49.3		270 ▶ 5x50.8										
height	width	depth																																			
54 ▶ 50.8	108 ▶ 2x50.8	36 ▶ 31.3																																			
	162 ▶ 3x50.8	45 ▶ 40.3																																			
	216 ▶ 4x50.8	54 ▶ 49.3																																			
	270 ▶ 5x50.8																																				

* glanslak éénzijdig - laque en brillant simple face - lucido su un lato - gloss lacquer one-sided - Glanzlack einseitig

** glanslak tweezijdig - laque en brillant double face - lucido su due lati - gloss lacquer two-sided - Glanzlack zweiseitig

*** Zijden, blad en bodem in fineer; achterpaneel en constructieplank in basislak - Fianchi, piano e fondo in legno impiallacciato; pannello posteriore e ripiano strutturale laccati - Côtés, plateau et fond en placage bois, panneau arrière et rayon de construction laqués - Sides, panel and base in veneer; back panel and fixed shelf in basic lacquer - Seitenteile, Platte und Boden in Furnier; Rückwand und Konstruktionsboden in Basislack

VISION ELEMENTS

design

pierre mazairac & karel boonzaaijer 1985

valid from march 2012

		d 45			
6 workstation: 1 romp inclusief ophangset workstation: 1 caisson avec kit de fixation workstation: 1 scocca inclusiva di sistema di montaggio a muro workstation: 1 body including hanging set workstation: 1 Korpus inklusive Aufhangeset	w	code	basic	gloss*	wood***
	108	V41861			
	144	V41871			
		<p><i>Workstation is exclusief Vision romp en exclusief kabeldoorvoer. Workstation altijd in combinatie met een Vision romp bestellen, met een minimale afmeting van: zie kader.</i></p> <p><i>Workstation est fourni sans caisson Vision et sans goulet passe-câbles. Workstation doit toujours être commandé avec un caisson Vision de dimensions minimums : Voir encadré.</i></p> <p><i>La Workstation non comprende la scocca Vision ed il passacavo. Ordinate sempre la Workstation in combinazione con una scocca Vision, con una dimensione minima di: vedi riquadro.</i></p> <p><i>The work station does not include a Vision body or a cable feedthrough. Always order a work station in combination with a Vision body with the following minimum dimensions: see box.</i></p> <p><i>Workstation ist exklusive Vision Korpus und exklusive Kabeldurchführung. Workstation immer in Kombination mit einem Vision Korpus bestellen, mit einer Mindestabmessung von: Siehe Rahmen.</i></p>			

		d 13.5			
workstation: klep workstation: abattant workstation: ribalta workstation: flap workstation: Klappe	w	code	basic	gloss*	wood
	54 (L)	V42240			
	54 (R)	V42242			
	72 (L)	V42243			
	72 (R)	V42245			

		d 36			
workstation: lade workstation: tiroir workstation: cassetto workstation: drawer workstation: Schublade	w	code	basic	gloss*	wood
	54 (L)	V49800			
	54 (R)	V49820			
	72 (L)	V49830			
	72 (R)	V49850			

VISION ELEMENTS

design

pierre mazairac & karel boonzaaijer 1985

valid from march 2012

6

binnenmaten (cm)
dimensions intérieures (cm)
dimensioni interne (cm)
inside measurements (cm)
Innenmaßen (cm)

	width	depth
height	108 ▶ 2x50.8	45 ▶ 40.3
13.5 ▶ 10.3	144 ▶ 2x68.8	

VISION ELEMENTS

design

pierre mazairac & karel boonzaaijer 1985

valid from march 2012

		d 22.5		d 36	
7 <i>plint</i> plinthe zoccolo plinth Sockelleiste		w		code	basic gloss*
		108		V44960	
		144		V24970	
		162		V44980	
		216		V44990	
		270		V44940	
		288		V44950	
in hoogte verstelbaar hauteur réglable regolabile in altezza adjustable height In höhe verstellbar					
8 <i>metalen frame h9</i> pied en metal h9 telaio in metallo h9 metal frame h9 Metallrahmen h9		w		code	silver grey basic
		108		V44660	
		144		V24670	
		162		V44680	
		216		V44690	
		270		V44640	
		288		V44650	
9 <i>deurenset</i> jeu de portes set di ante set of doors Türensset		h x w	code basic gloss** wood		
		108 x 108	V42466		
10 <i>deur</i> porte anta door Tür		h x w	code basic gloss** wood		
		36 x 54 (L)	V42420		
		36 x 54 (M)	V42421		
		36 x 54 (R)	V42422		
		54 x 54 (L)	V42430		
		54 x 54 (M)	V42431		
		54 x 54 (R)	V42432		
				Deuren in het midden worden bevestigd met afwijkende scharnieren. Maximale opening 155° Les portes sont fixées au milieu avec des charnières différentes. Ouverture maximale 155° Gli sportelli centrali vengono fissati con cerniere diverse. Apertura massima 155° Doors in the middle are hung with a different type of hinge. Maximum opening 155° Die mittleren Türen werden mit separaten Scharnieren befestigt. Maximale Öffnung 155°	

VISION ELEMENTS

design

pierre mazairac & karel boonzaaijer 1985

valid from march 2012

d 45			d 54					
code	basic	gloss*	code	basic	gloss*		w	7
V44961			V24962				108	
V24971			V24972				144	
V44981			V44982				162	
V44991			V44992				216	
V44941			V44942				270	
V44951			V44952				288	
			<p><i>Tegen meerprijs verkrijgbaar in afwijkende hoogtematen (€100,-). Bij 216w wordt er per separatie een dwarsregel met stelvoet geplaatst. De plint valt rondom 4,5 cm terug onder de romp.</i></p> <p>Disponible en hauteurs différentes moyennant un supplément (€100,-). Pour le 216w, une règle transversale avec pied réglable doit être placée sur chaque séparation. La plinthe est à 4,5 cm en retrait sous le caisson.</p> <p>Disponibile in diverse altezze dietro pagamento di supplemento (€100,-). Il 216w prevede una traversa con piede regolabile per ciascuna divisorio. Lo zoccolo ricade sotto la scocca di 4,5 cm su tutto il perimetro.</p> <p>Available in different heights for an additional charge (€100,-). Each divider of the 216w is fitted with a cross rail with adjustable foot. The plinth is underneath the whole body and measures 4.5 cm from the edges.</p> <p>Gegen einen Aufpreis in abweichenden Höhen erhältlich (€100,-). Bei 216w wird pro Korpus eine Querleiste mit Stellfuß angebracht. Die Sockelleiste ist ringsum mit einem Randabstand von 4,5 cm unter dem Korpus angebracht.</p>					
code	silver grey	basic	code	silver grey	basic		w	8
V44661			V24662				108	
V24671			V24672				144	
V44681			V44682				162	
V44691			V44692				216	
V44641			V44642				270	
V44651			V44652				288	
			<p><i>Tegen meerprijs verkrijgbaar in afwijkende hoogtematen tot max. 18h (€100,-). Bij 216w wordt er per separatie een dwarsregel met stelvoet geplaatst. Rompen zijn niet naast elkaar op één frame te plaatsen.</i></p> <p>Disponible en hauteurs différentes jusqu'à 18 cm de haut max (€100,-), moyennant un supplément. Pour le 216w, une règle transversale avec pied réglable doit être placée sur chaque séparation. Les caissons ne peuvent pas être posés les uns à côté des autres sur un seul cadre.</p> <p>Disponibile in diverse altezze, fino a max 18h, dietro pagamento di supplemento (€100,-). Il 216w prevede una traversa con piede regolabile per ciascuna divisorio. Le scocche non possono essere piazzate una accanto all'altra su un unico telaio.</p> <p>Available in different heights up to 18cm for an additional charge (€100,-). Each divider of the 216w is fitted with a cross rail with adjustable foot. Bodies cannot be placed adjacent to each other on one frame.</p> <p>Gegen einen Aufpreis in abweichenden Höhen bis max. 18 cm hoch erhältlich (€100,-). Bei 216w wird pro Zwischenwand eine Querleiste mit Stellfuß angebracht. Korpusse sind nicht nebeneinander auf einen Rahmen zu platzieren.</p>					
								9
								10
								<p><i>De scharnier positie (links/rechts) en positie van de snapper (onder/boven) duidelijk op de order vermelden.</i></p> <p>Prrière d'indiquer clairement sur la commande la position de la charnière (gauche/droite) et la position du snapper (dessous/dessus).</p> <p>Indicare chiaramente sull'ordine la posizione del cardine (sinistra/destra) e la posizione dello snapper (in alto/in basso).</p> <p>When ordering, please state clearly the hinge position (left/right) and the position of the snapper (bottom/top).</p> <p>Die Scharnierposition (links/rechts) und die Position des Schnappers (unten/oben) deutlich auf der Bestellung angeben.</p>

* glanslak éénzijdig - laque en brillant simple face - lucido su un lato - gloss lacquer one-sided - Glanzlack einseitig
 ** glanslak tweezijdig - laque en brillant double face - lucido su due lati - gloss lacquer two-sided - Glanzlack zweiseitig

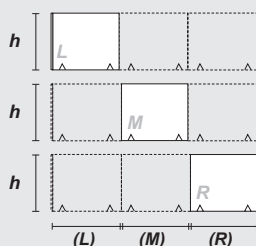
VISION ELEMENTS

design

pierre mazairac & karel boonzaaijer 1985

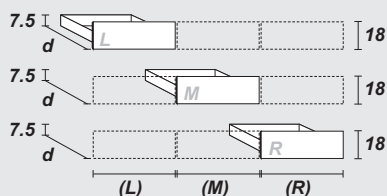
valid from march 2012

11 *klep*
abattant
ribalta
flap
Klappe



w	h 18			h 27				
	code	basic	gloss**	wood	code	basic	gloss**	wood
54 (L)	V42210				V42200			
54 (M)	V42211				V42201			
54 (R)	V42212				V42202			
72 (L)	V42213				V42203			
72 (M)	V42214				V42204			
72 (R)	V42215				V42205			
108	V22296				V22206			
108 (L)	V42310				V42300			
108 (M)	V42311				V42301			
108 (R)	V42312				V42302			
144	V22297				V22207			
144 (L)	V42313				V42303			
144 (M)	V42314				V42304			
144 (R)	V42315				V42305			

12 *laden 18h*
tiroirs 18h
cassetti 18h
drawers 18h
Schubladen 18h



h x w	d 22.5			d 36				
	code	basic	gloss**	wood	code	basic	gloss**	wood
18 x 54 (L)					V47100			
18 x 54 (M)					V47110			
18 x 54 (R)					V47120			
18 x 72 (L)					V47130			
18 x 72 (M)					V47140			
18 x 72 (R)					V47150			
18 x 108					V27160			
18 x 108 (L)					V48100			
18 x 108 (M)					V48110			
18 x 108 (R)					V48120			
18 x 144					V27170			
18 x 144 (L)					V48130			
18 x 144 (M)					V48140			
18 x 144 (R)					V48150			

VISION ELEMENTS

design

pierre mazairac & karel boonzaaijer 1985

valid from march 2012

h 36

h 54

h 36				h 54						w	
code	basic	gloss**	wood	code	basic	gloss**	wood			11	
V42220				V42230						54 (L)	
V42221				V42231						54 (M)	
V42222				V42232						54 (R)	
V42223				-						72 (L)	
V42224				-						72 (M)	
V42225				-						72 (R)	
V22226				V22236						108	
V42320				V42330						108 (L)	
V42321				V42331						108 (M)	
V42322				V42332						108 (R)	
V22227				-						144	
V42323				-						144 (L)	
V42324				-						144 (M)	
V42325				-						144 (R)	

De scharnier positie (onder/ boven) duidelijk op de order vermelden.
Prrière d'indiquer clairement sur la commande la position de la charnière (dessous/ dessus).
Indicare chiaramente sull'ordine la posizione del cardine (in alto/in basso).
When ordering, please state clearly the hinge position (top/bottom).
Die Scharnierposition (unten / oben) deutlich auf der Bestellung angeben.

d 45

d 54

d 45				d 54						h x w	
code	basic	gloss**	wood	code	basic	gloss**	wood			12	
V47101				V47101						18 x 54 (L)	
V47111				V47111						18 x 54 (M)	
V47121				V47121						18 x 54 (R)	
V47131				V47131						18 x 72 (L)	
V47141				V47141						18 x 72 (M)	
V47151				V47151						18 x 72 (R)	
V27161				V27161						18 x 108	
V48101				V48101						18 x 108 (L)	
V48111				V48111						18 x 108 (M)	
V48121				V48121						18 x 108 (R)	
V27171				V27171						18 x 144	
V48131				V48131						18 x 144 (L)	
V48141				V48141						18 x 144 (M)	
V48151				V48151						18 x 144 (R)	

Breedtematen 108 en 144 zijn standaard voorzien van 2 ladebakken.
Les largeurs 108 et 144 sont livrées de série pourvues de 2 blocs tiroirs.
Le misure di larghezza 108 e 144 sono dotate di serie di 2 cassettoni.
Widths 108 and 144 include 2 drawers as standard.
Die Breitenmaße 108 und 144 sind standardmäßig mit 2 Kästen ausgestattet.

binnenmaten (cm)
 dimensions intérieures (cm)
 dimensioni interne (cm)
 inside measurements (cm)
 Innenmaßen (cm)

	height		width		depth
18 ▶	11.5	54 ▶	46.4	36 ▶	26.4
		72 ▶	64.4	45 ▶	36.4
		108 ▶	2x 46.4	54 ▶	36.4
		144 ▶	2x 64.4		

* *glanslak éénzijdig* - laque en brillant simple face - lucido su un lato - gloss lacquer one-sided - Glanzlack einseitig
 ** *glanslak tweezijdig* - laque en brillant double face - lucido su due lati - gloss lacquer two-sided - Glanzlack zweiseitig

VISION ELEMENTS

design

pierre mazairac & karel boonzaaijer 1985

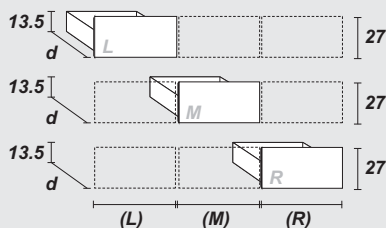
valid from march 2012

d 22.5

d 36

13 laden 27h

tiroirs 27h
 cassetti 27h
 drawers 27h
 Schubladen 27h



h x w

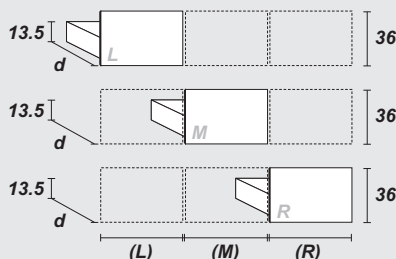
27 x 54 (L)
 27 x 54 (M)
 27 x 54 (R)
 27 x 72 (L)
 27 x 72 (M)
 27 x 72 (R)
 27 x 108
 27 x 108 (L)
 27 x 108 (M)
 27 x 108 (R)
 27 x 144
 27 x 144 (L)
 27 x 144 (M)
 27 x 144 (R)

code basic gloss** wood

V47000
 V47010
 V47020
 V47030
 V47040
 V47050
 V27060
 V48000
 V48010
 V48020
 V27070
 V48030
 V48040
 V48050

14 laden 36h met een ladebak van 13.5h

façade de tiroir de 36cm de hauteur avec tiroir de 13.5cm de hauteur
 cassetti, altezza 36cm, con cassettone interno alto 13.5cm
 drawers, height 36cm, with an inner drawer of 13.5cm
 36cm hohe Schubladenfront mit 13.5cm hoher Schublade



h x w

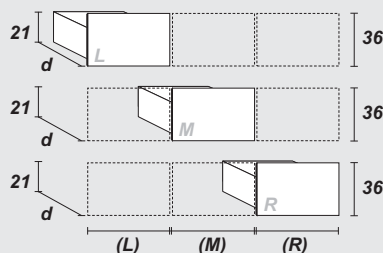
36 x 54 (L)
 36 x 54 (M)
 36 x 54 (R)
 36 x 72 (L)
 36 x 72 (M)
 36 x 72 (R)
 36 x 108
 36 x 108 (L)
 36 x 108 (M)
 36 x 108 (R)
 36 x 144
 36 x 144 (L)
 36 x 144 (M)
 36 x 144 (R)

code basic gloss** wood

V47600
 V47610
 V47620
 V47630
 V47640
 V47650
 V27660
 V48600
 V48610
 V48620
 V27670
 V48630
 V48640
 V48650

15 laden 36h met een ladebak van 21h

façade de tiroir de 36cm de hauteur avec tiroir de 21cm de hauteur
 cassetti, altezza 36cm, con cassettone interno alto 21cm
 drawers, height 36cm, with an inner drawer of 21cm
 36cm hohe Schubladenfront mit 21cm hoher Schublade



h x w

36 x 54 (L)
 36 x 54 (M)
 36 x 54 (R)
 36 x 72 (L)
 36 x 72 (M)
 36 x 72 (R)
 36 x 108
 36 x 108 (L)
 36 x 108 (M)
 36 x 108 (R)
 36 x 144
 36 x 144 (L)
 36 x 144 (M)
 36 x 144 (R)

code basic gloss** wood

V47700
 V47710
 V47720
 V47730
 V47740
 V47750
 V27760
 V48700
 V48710
 V48720
 V27770
 V48730
 V48740
 V48750

VISION ELEMENTS

design

pierre mazairac & karel boonzaaijer 1985

valid from march 2012

d 45				d 54																										
code	basic	gloss**	wood	code	basic	gloss**	wood					h x w																		
V47001				V47001								27 x 54 (L)																		
V47011				V47011								27 x 54 (M)																		
V47021				V47021								27 x 54 (R)																		
V47031				V47031								27 x 72 (L)																		
V47041				V47041								27 x 72 (M)																		
V47051				V47051								27 x 72 (R)																		
V27061				V27061								27 x 108																		
V48001				V48001								27 x 108 (L)																		
V48011				V48011								27 x 108 (M)																		
V48021				V48021								27 x 108 (R)																		
V27071				V27071								27 x 144																		
V48031				V48031								27 x 144 (L)																		
V48041				V48041								27 x 144 (M)																		
V48051				V48051								27 x 144 (R)																		
								<p>Breedtematen 108 en 144 zijn standaard voorzien van 2 ladebakken.</p> <p>Les largeurs 108 et 144 sont livrées de série pourvues de 2 blocs tiroirs.</p> <p>Le misure di larghezza 108 e 144 sono dotate di serie di 2 cassettoni.</p> <p>Widths 108 and 144 include 2 drawers as standard.</p> <p>Die Breitenmaße 108 und 144 sind standardmäßig mit 2 Kästen ausgestattet.</p>																						
												<p>binnenmaten (cm) dimensions intérieures (cm) dimensioni interne (cm) inside measurements (cm) Innenmaßen (cm)</p> <table border="1"> <thead> <tr> <th>height</th> <th>width</th> <th>depth</th> </tr> </thead> <tbody> <tr> <td>27 ▶ 20.5</td> <td>54 ▶ 46.4</td> <td>36 ▶ 26.4</td> </tr> <tr> <td></td> <td>72 ▶ 64.4</td> <td>45 ▶ 36.4</td> </tr> <tr> <td></td> <td>108 ▶ 2x 46.4</td> <td>54 ▶ 36.4</td> </tr> <tr> <td></td> <td>144 ▶ 2x 64.4</td> <td></td> </tr> </tbody> </table>				height	width	depth	27 ▶ 20.5	54 ▶ 46.4	36 ▶ 26.4		72 ▶ 64.4	45 ▶ 36.4		108 ▶ 2x 46.4	54 ▶ 36.4		144 ▶ 2x 64.4	
height	width	depth																												
27 ▶ 20.5	54 ▶ 46.4	36 ▶ 26.4																												
	72 ▶ 64.4	45 ▶ 36.4																												
	108 ▶ 2x 46.4	54 ▶ 36.4																												
	144 ▶ 2x 64.4																													
V47601				V47601								36 x 54 (L)																		
V47611				V47611								36 x 54 (M)																		
V47621				V47621								36 x 54 (R)																		
V47631				V47631								36 x 72 (L)																		
V47641				V47641								36 x 72 (M)																		
V47651				V47651								36 x 72 (R)																		
V27661				V27661								36 x 108																		
V48601				V48601								36 x 108 (L)																		
V48611				V48611								36 x 108 (M)																		
V48621				V48621								36 x 108 (R)																		
V27671				V27671								36 x 144																		
V48631				V48631								36 x 144 (L)																		
V48641				V48641								36 x 144 (M)																		
V48651				V48651								36 x 144 (R)																		
								<p>Breedtematen 108 en 144 zijn standaard voorzien van 2 ladebakken.</p> <p>Les largeurs 108 et 144 sont livrées de série pourvues de 2 blocs tiroirs.</p> <p>Le misure di larghezza 108 e 144 sono dotate di serie di 2 cassettoni.</p> <p>Widths 108 and 144 include 2 drawers as standard.</p> <p>Die Breitenmaße 108 und 144 sind standardmäßig mit 2 Kästen ausgestattet.</p>																						
												<p>binnenmaten (cm) dimensions intérieures (cm) dimensioni interne (cm) inside measurements (cm) Innenmaßen (cm)</p> <table border="1"> <thead> <tr> <th>height</th> <th>width</th> <th>depth</th> </tr> </thead> <tbody> <tr> <td>36 ▶ 29.5</td> <td>54 ▶ 46.4</td> <td>36 ▶ 26.4</td> </tr> <tr> <td></td> <td>72 ▶ 64.4</td> <td>45 ▶ 36.4</td> </tr> <tr> <td></td> <td>108 ▶ 2x 46.4</td> <td>54 ▶ 36.4</td> </tr> <tr> <td></td> <td>144 ▶ 2x 64.4</td> <td></td> </tr> </tbody> </table>				height	width	depth	36 ▶ 29.5	54 ▶ 46.4	36 ▶ 26.4		72 ▶ 64.4	45 ▶ 36.4		108 ▶ 2x 46.4	54 ▶ 36.4		144 ▶ 2x 64.4	
height	width	depth																												
36 ▶ 29.5	54 ▶ 46.4	36 ▶ 26.4																												
	72 ▶ 64.4	45 ▶ 36.4																												
	108 ▶ 2x 46.4	54 ▶ 36.4																												
	144 ▶ 2x 64.4																													
V47701				V47701								36 x 54 (L)																		
V47711				V47711								36 x 54 (M)																		
V47721				V47721								36 x 54 (R)																		
V47731				V47731								36 x 72 (L)																		
V47741				V47741								36 x 72 (M)																		
V47751				V47751								36 x 72 (R)																		
V27761				V27761								36 x 108																		
V48701				V48701								36 x 108 (L)																		
V48711				V48711								36 x 108 (M)																		
V48721				V48721								36 x 108 (R)																		
V27771				V27771								36 x 144																		
V48731				V48731								36 x 144 (L)																		
V48741				V48741								36 x 144 (M)																		
V48751				V48751								36 x 144 (R)																		
								<p>Indien u een binnenlade besteld wordt de ladebak standaard 13,5 cm hoog. Breedtematen 108 en 144 zijn standaard voorzien van 2 ladebakken.</p> <p>Si vous commandez un tiroir intérieur, la hauteur standard du tiroir sera de 13,5 cm. Les largeurs 108 et 144 sont livrées de série pourvues de 2 blocs tiroirs.</p> <p>Se ordinate un cassetto interno, il cassetto diventa alto 13,5 cm. Le misure di larghezza 108 e 144 sono dotate di serie di 2 cassettoni.</p> <p>If you order an inner drawer, the drawer will be 13,5 cm high as standard. Widths 108 and 144 include 2 drawers as standard.</p> <p>Wenn Sie eine Innenlade bestellen, hat die Schublade eine Standardhöhe von 13,5 cm. Die Breitenmaße 108 und 144 sind standardmäßig mit 2 Kästen ausgestattet.</p>																						
												<p>binnenmaten (cm) dimensions intérieures (cm) dimensioni interne (cm) inside measurements (cm) Innenmaßen (cm)</p> <table border="1"> <thead> <tr> <th>height</th> <th>width</th> <th>depth</th> </tr> </thead> <tbody> <tr> <td>36 ▶ 29.5</td> <td>54 ▶ 46.4</td> <td>36 ▶ 26.4</td> </tr> <tr> <td></td> <td>72 ▶ 64.4</td> <td>45 ▶ 36.4</td> </tr> <tr> <td></td> <td>108 ▶ 2x 46.4</td> <td>54 ▶ 36.4</td> </tr> <tr> <td></td> <td>144 ▶ 2x 64.4</td> <td></td> </tr> </tbody> </table>				height	width	depth	36 ▶ 29.5	54 ▶ 46.4	36 ▶ 26.4		72 ▶ 64.4	45 ▶ 36.4		108 ▶ 2x 46.4	54 ▶ 36.4		144 ▶ 2x 64.4	
height	width	depth																												
36 ▶ 29.5	54 ▶ 46.4	36 ▶ 26.4																												
	72 ▶ 64.4	45 ▶ 36.4																												
	108 ▶ 2x 46.4	54 ▶ 36.4																												
	144 ▶ 2x 64.4																													

* glanslak éénzijdig - laque en brillant simple face - lucido su un lato - gloss lacquer one-sided - Glanzlack einseitig
 ** glanslak tweezijdig - laque en brillant double face - lucido su due lati - gloss lacquer two-sided - Glanzlack zweiseitig

VISION ELEMENTS

design

pierre mazairac & karel boonzaaijer 1985

valid from march 2012

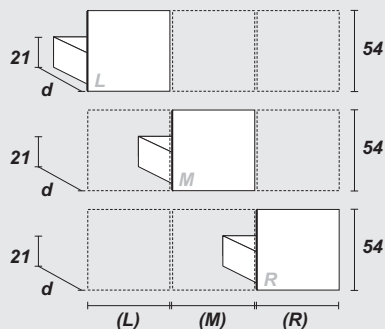
16 laden 54h met een ladebak van 21h

façade de tiroir de 54cm de hauteur avec tiroir de 21cm de hauteur

cassetti, altezza 54cm, con cassettoni interni alto 21cm

drawers, height 54cm, with an inner drawer of 21cm

54cm hohe Schubladenfront mit 21cm hoher Schublade



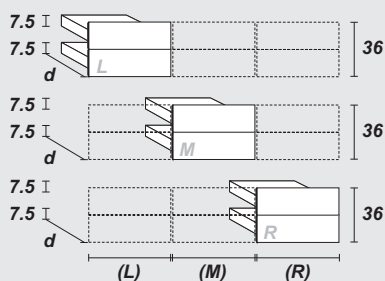
17 ladenset 36h (2x18h)

jeu de tiroirs 36h (2x18h)

set di cassetti 36h (2x18h)

set of drawers 36h (2x18h)

Schubladenset 36h (2x18h)



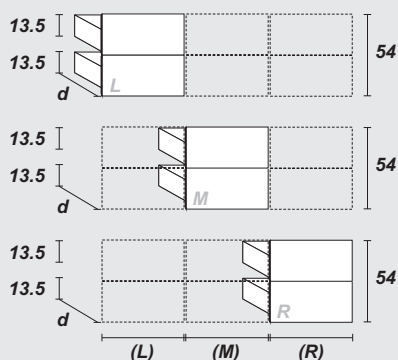
18 ladenset 54h (2x27h)

jeu de tiroirs 54h (2x27h)

set di cassetti 54h (2x27h)

set of drawers 54h (2x27h)

Schubladenset 54h (2x27h)



d 22.5

d 36

h x w

54 x 54 (L)

54 x 54 (M)

54 x 54 (R)

54 x 108

54 x 108 (L)

54 x 108 (M)

54 x 108 (R)

code basic gloss** wood

V47400

V47410

V47420

V48460

V48400

V48410

V48420

h x w

36 x 54 (L)

36 x 54 (M)

36 x 54 (R)

36 x 72 (L)

36 x 72 (M)

36 x 72 (R)

36 x 108

36 x 108 (L)

36 x 108 (M)

36 x 108 (R)

36 x 144

36 x 144 (L)

36 x 144 (M)

36 x 144 (R)

code basic gloss** wood

V47200

V47210

V47220

V47230

V47240

V47250

V27260

V48200

V48210

V48220

V27270

V48230

V48240

V48250

h x w

54 x 54 (L)

54 x 54 (M)

54 x 54 (R)

54 x 108

54 x 108 (L)

54 x 108 (M)

54 x 108 (R)

code basic gloss** wood

V47800

V47810

V47820

V48860

V48800

V48810

V48820

VISION ELEMENTS

design

pierre mazairac & karel boonzaaijer 1985

valid from march 2012

d 45

d 54

d 45		d 54			16		
code	basic gloss** wood	code	basic gloss** wood		h x w		binnenmaten (cm) dimensions intérieures (cm) dimensioni interne (cm) inside measurements (cm) Innenmaßen (cm)
V47401		V47401			54 x 54 (L)		
V47411		V47411			54 x 54 (M)		
V47421		V47421			54 x 54 (R)		
V48461		V48461			54 x 108		
V48401		V48401			54 x 108 (L)		
V48411		V48411			54 x 108 (M)		
V48421		V48421			54 x 108 (R)		
							height 54 ▶ 47.5 108 ▶ 2x 46.4
							width 54 ▶ 46.4 108 ▶ 2x 46.4
							depth 36 ▶ 26.4 45 ▶ 36.4 54 ▶ 36.4
code	basic gloss** wood	code	basic gloss** wood		h x w		binnenmaten (cm) dimensions intérieures (cm) dimensioni interne (cm) inside measurements (cm) Innenmaßen (cm)
V47201		V47201			36 x 54 (L)		
V47211		V47211			36 x 54 (M)		
V47221		V47221			36 x 54 (R)		
V47231		V47231			36 x 72 (L)		
V47241		V47241			36 x 72 (M)		
V47251		V47251			36 x 72 (R)		
V27261		V27261			36 x 108		
V48201		V48201			36 x 108 (L)		
V48211		V48211			36 x 108 (M)		
V48221		V48221			36 x 108 (R)		
V27271		V27271			36 x 144		
V48231		V48231			36 x 144 (L)		
V48241		V48241			36 x 144 (M)		
V48251		V48251			36 x 144 (R)		
							height 36(2x18) ▶ min. 12.7 54 ▶ 46.4 72 ▶ 64.4 108 ▶ 2x 46.4 144 ▶ 2x 64.4
							width 54 ▶ 46.4 72 ▶ 64.4 108 ▶ 2x 46.4 144 ▶ 2x 64.4
							depth 36 ▶ 26.4 45 ▶ 36.4 54 ▶ 36.4
code	basic gloss** wood	code	basic gloss** wood		h x w		binnenmaten (cm) dimensions intérieures (cm) dimensioni interne (cm) inside measurements (cm) Innenmaßen (cm)
V47801		V47801			54 x 54 (L)		
V47811		V47811			54 x 54 (M)		
V47821		V47821			54 x 54 (R)		
V48861		V48861			54 x 108		
V48801		V48801			54 x 108 (L)		
V48811		V48811			54 x 108 (M)		
V48821		V48821			54 x 108 (R)		
							height 54(2x27) ▶ min. 21.7 54 ▶ 46.4 108 ▶ 2x 46.4
							width 54 ▶ 46.4 108 ▶ 2x 46.4
							depth 36 ▶ 26.4 45 ▶ 36.4 54 ▶ 36.4

* glanslak éénzijdig - laque en brillant simple face - lucido su un lato - gloss lacquer one-sided - Glanzlack einseitig

** glanslak tweezijdig - laque en brillant double face - lucido su due lati - gloss lacquer two-sided - Glanzlack zweiseitig

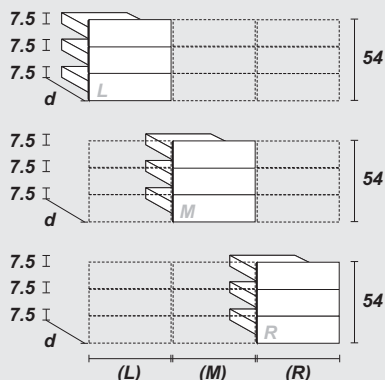
VISION ELEMENTS

design

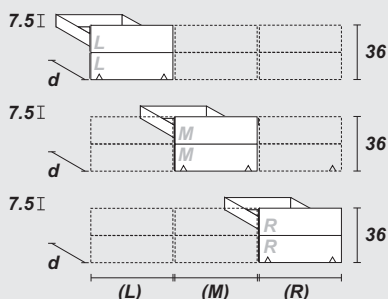
pierre mazairac & karel boonzaaijer 1985

valid from march 2012

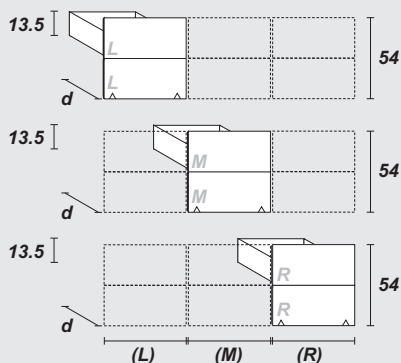
19 *ladenset 54h (3x18h)*
 jeu de tiroirs 54h (3x18h)
 set di casseti 54h (3x18h)
 set of drawers 54h (3x18h)
 Schubladenset 54h (3x18h)



20 *lade en klep 36h (2x18h)*
 tiroir et abattant 36h (2x18h)
 cassetto e ribalta 36h (2x18h)
 drawer and flap 36h (2x18h)
 Schublade und Klappe 36h (2x18h)



21 *lade en klep 54h (2x27h)*
 tiroir et abattant 54h (2x27h)
 cassetto e ribalta 54h (2x27h)
 drawer and flap 54h (2x27h)
 Schublade und Klappe 54h (2x27h)



d 22.5

d 36

h x w
54 x 54 (L)
54 x 54 (M)
54 x 54 (R)
54 x 108
54 x 108 (L)
54 x 108 (M)
54 x 108 (R)

code	basic	gloss**	wood
V47300			
V47310			
V47320			
V48360			
V48300			
V48310			
V48320			

h x w
36 x 54 (L)
36 x 54 (M)
36 x 54 (R)
36 x 72 (L)
36 x 72 (M)
36 x 72 (R)
36 x 108
36 x 108 (L)
36 x 108 (M)
36 x 108 (R)
36 x 144
36 x 144 (L)
36 x 144 (M)
36 x 144 (R)

code	basic	gloss**	wood
V47500			
V47510			
V47520			
V47530			
V47540			
V47550			
V27560			
V48500			
V48510			
V48520			
V27570			
V48530			
V48540			
V48550			

h x w
54 x 54 (L)
54 x 54 (M)
54 x 54 (R)
54 X 108
54 x 108 (L)
54 x 108 (M)
54 x 108 (R)

code	basic	gloss**	wood
V47900			
V47910			
V47920			
V48960			
V48900			
V48910			
V48920			

VISION ELEMENTS

design

pierre mazairac & karel boonzaaijer 1985

valid from march 2012

d 45				d 54																																										
code	basic	gloss**	wood	code	basic	gloss**	wood					h x w																																		
V47301				V47301								54 x 54 (L)	<div style="text-align: right; font-size: 2em; font-weight: bold;">19</div> <p>binnenmaten (cm) dimensions intérieures (cm) dimensioni interne (cm) inside measurements (cm) Innenmaßen (cm)</p> <table border="0"> <thead> <tr> <th></th> <th>height</th> <th></th> <th>width</th> <th></th> <th>depth</th> </tr> </thead> <tbody> <tr> <td>54(3x18) ▶</td> <td>min. 12.7</td> <td>54 ▶</td> <td>46.4</td> <td>36 ▶</td> <td>26.4</td> </tr> <tr> <td></td> <td></td> <td>108 ▶</td> <td>2x 46.4</td> <td>45 ▶</td> <td>36.4</td> </tr> <tr> <td></td> <td></td> <td></td> <td></td> <td>54 ▶</td> <td>36.4</td> </tr> </tbody> </table>					height		width		depth	54(3x18) ▶	min. 12.7	54 ▶	46.4	36 ▶	26.4			108 ▶	2x 46.4	45 ▶	36.4					54 ▶	36.4						
	height		width		depth																																									
54(3x18) ▶	min. 12.7	54 ▶	46.4	36 ▶	26.4																																									
		108 ▶	2x 46.4	45 ▶	36.4																																									
				54 ▶	36.4																																									
V47311				V47311								54 x 54 (M)																																		
V47321				V47321								54 x 54 (R)																																		
V48361				V48361								54 x 108																																		
V48301				V48301								54 x 108 (L)																																		
V48311				V48311								54 x 108 (M)																																		
V48321				V48321								54 x 108 (R)																																		
								<p><i>Breedtemaat 108 is standaard voorzien van 2 ladebakken.</i></p> <p>Le largeur 108 est livrée de série pourvues de 2 blocs tiroirs.</p> <p>Le misure di larghezza 108 è dotata di serie di 2 cassettoni.</p> <p>Width 108 includes 2 drawers as standard.</p> <p>Die Breitenmaße 108 ist standardmäßig mit 2 Kästen ausgestattet.</p>																																						
V47501				V47501								36 x 54 (L)	<div style="text-align: right; font-size: 2em; font-weight: bold;">20</div> <p>binnenmaten (cm) dimensions intérieures (cm) dimensioni interne (cm) inside measurements (cm) Innenmaßen (cm)</p> <table border="0"> <thead> <tr> <th></th> <th>height</th> <th></th> <th>width</th> <th></th> <th>depth</th> </tr> </thead> <tbody> <tr> <td>18 ▶</td> <td>12.7</td> <td>54 ▶</td> <td>46.4</td> <td>36 ▶</td> <td>26.4</td> </tr> <tr> <td></td> <td></td> <td>72 ▶</td> <td>64.4</td> <td>45 ▶</td> <td>36.4</td> </tr> <tr> <td></td> <td></td> <td>108 ▶</td> <td>2x 46.4</td> <td>54 ▶</td> <td>36.4</td> </tr> <tr> <td></td> <td></td> <td>144 ▶</td> <td>2x 64.4</td> <td></td> <td></td> </tr> </tbody> </table>					height		width		depth	18 ▶	12.7	54 ▶	46.4	36 ▶	26.4			72 ▶	64.4	45 ▶	36.4			108 ▶	2x 46.4	54 ▶	36.4			144 ▶	2x 64.4		
	height		width		depth																																									
18 ▶	12.7	54 ▶	46.4	36 ▶	26.4																																									
		72 ▶	64.4	45 ▶	36.4																																									
		108 ▶	2x 46.4	54 ▶	36.4																																									
		144 ▶	2x 64.4																																											
V47511				V47511								36 x 54 (M)																																		
V47521				V47521								36 x 54 (R)																																		
V47531				V47531								36 x 72 (L)																																		
V47541				V47541								36 x 72 (M)																																		
V47551				V47551								36 x 72 (R)																																		
V27561				V27561								36 x 108																																		
V48501				V48501								36 x 108 (L)																																		
V48511				V48511								36 x 108 (M)																																		
V48521				V48521								36 x 108 (R)																																		
V27571				V27571								36 x 144																																		
V48531				V48531								36 x 144 (L)																																		
V48541				V48541								36 x 144 (M)																																		
V48551				V48551								36 x 144 (R)																																		
								<p><i>Breedtematen 108 en 144 zijn standaard voorzien van 2 ladebakken.</i></p> <p>Les largeurs 108 et 144 sont livrées de série pourvues de 2 blocs tiroirs.</p> <p>Le misure di larghezza 108 e 144 sono dotate di serie di 2 cassettoni.</p> <p>Widths 108 and 144 include 2 drawers as standard.</p> <p>Die Breitenmaße 108 und 144 sind standardmäßig mit 2 Kästen ausgestattet.</p>																																						
V47901				V47901								54 x 54 (L)	<div style="text-align: right; font-size: 2em; font-weight: bold;">21</div> <p>binnenmaten (cm) dimensions intérieures (cm) dimensioni interne (cm) inside measurements (cm) Innenmaßen (cm)</p> <table border="0"> <thead> <tr> <th></th> <th>height</th> <th></th> <th>width</th> <th></th> <th>depth</th> </tr> </thead> <tbody> <tr> <td>27 ▶</td> <td>21.7</td> <td>54 ▶</td> <td>46.4</td> <td>36 ▶</td> <td>26.4</td> </tr> <tr> <td></td> <td></td> <td>108 ▶</td> <td>2x 46.4</td> <td>45 ▶</td> <td>36.4</td> </tr> <tr> <td></td> <td></td> <td></td> <td></td> <td>54 ▶</td> <td>36.4</td> </tr> </tbody> </table>					height		width		depth	27 ▶	21.7	54 ▶	46.4	36 ▶	26.4			108 ▶	2x 46.4	45 ▶	36.4					54 ▶	36.4						
	height		width		depth																																									
27 ▶	21.7	54 ▶	46.4	36 ▶	26.4																																									
		108 ▶	2x 46.4	45 ▶	36.4																																									
				54 ▶	36.4																																									
V47911				V47911								54 x 54 (M)																																		
V47921				V47921								54 x 54 (R)																																		
V48961				V48961								54 x 108																																		
V48901				V48901								54 x 108 (L)																																		
V48911				V48911								54 x 108 (M)																																		
V48921				V48921								54 x 108 (R)																																		
								<p><i>Breedtemaat 108 is standaard voorzien van 2 ladebakken.</i></p> <p>Le largeur 108 est livrée de série pourvues de 2 blocs tiroirs.</p> <p>Le misure di larghezza 108 è dotata di serie di 2 cassettoni.</p> <p>Width 108 includes 2 drawers as standard.</p> <p>Die Breitenmaße 108 ist standardmäßig mit 2 Kästen ausgestattet.</p>																																						

* glanslak éénzijdig - laque en brillant simple face - lucido su un lato - gloss lacquer one-sided - Glanzlack einseitig
 ** glanslak tweezijdig - laque en brillant double face - lucido su due lati - gloss lacquer two-sided - Glanzlack zweiseitig

VISION ELEMENTS


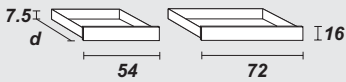

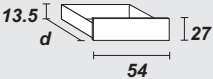

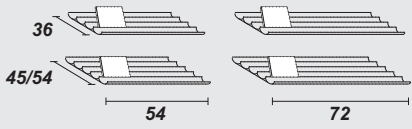
design

pierre mazairac & karel boonzaaijer 1985

valid from march 2012

d 22.5

d 36

<p>22 <i>binnenlade, alleen in combinatie met een lade of klep van 36h</i> tiroir intérieur, seulement en combinaison avec un tiroir ou un abattant de 36 h cassetto interno solo in combinazione con un cassetto o una ribalta da 36h inner drawer, only in combination with a drawer or flap of 36 cm in height Innenschublade, Einsatz nur in Verbindung mit einer Schublade oder Klappe 36h</p>  	<p>w</p> <p>54</p> <p>72</p>		<table border="1"> <thead> <tr> <th>code</th> <th>basic</th> <th>gloss**</th> <th>wood</th> </tr> </thead> <tbody> <tr> <td>V43230</td> <td></td> <td></td> <td></td> </tr> <tr> <td>V43240</td> <td></td> <td></td> <td></td> </tr> </tbody> </table> <p><i>binnenlade van 36 diep</i> tiroir intérieur de 36 de profondeur cassetto interno profondo 36 inner drawer, depth 36 cm Innenschublade von 36 tief</p>	code	basic	gloss**	wood	V43230				V43240			
code	basic	gloss**	wood												
V43230															
V43240															
<p>23 <i>binnenlade, alleen in combinatie met een lade of klep van 54h</i> tiroir intérieur, seulement en combinaison avec un tiroir ou un abattant de 54 h cassetto interno solo in combinazione con un cassetto o una ribalta da 54h inner drawer, only in combination with a drawer or flap of 54 cm in height Innenschublade, Einsatz nur in Verbindung mit einer Schublade oder Klappe 54h</p>  	<p>w</p> <p>54</p>		<table border="1"> <thead> <tr> <th>code</th> <th>basic</th> <th>gloss**</th> <th>wood</th> </tr> </thead> <tbody> <tr> <td>V43260</td> <td></td> <td></td> <td></td> </tr> </tbody> </table> <p><i>binnenlade van 36 diep</i> tiroir intérieur de 36 de profondeur cassetto interno profondo 36 inner drawer, depth 36 cm Innenschublade von 36 tief</p>	code	basic	gloss**	wood	V43260							
code	basic	gloss**	wood												
V43260															
<p>24 <i>CD/DVD interieur</i> intérieur CD/DVD interno porta CD/DVD CD/DVD interior CD/DVD Interieur</p>  	<p>w</p> <p>54</p> <p>54</p> <p>72</p> <p>72</p>		<table border="1"> <thead> <tr> <th>code</th> <th>aluminium</th> </tr> </thead> <tbody> <tr> <td>X80833</td> <td>max. 45 CD</td> </tr> <tr> <td>X90832</td> <td>max. 18 DVD</td> </tr> <tr> <td>X80843</td> <td>max. 60 CD</td> </tr> <tr> <td>X90842</td> <td>max. 27 DVD</td> </tr> </tbody> </table>	code	aluminium	X80833	max. 45 CD	X90832	max. 18 DVD	X80843	max. 60 CD	X90842	max. 27 DVD		
code	aluminium														
X80833	max. 45 CD														
X90832	max. 18 DVD														
X80843	max. 60 CD														
X90842	max. 27 DVD														

VISION ELEMENTS

design

pierre mazairac & karel boonzaaijer 1985

valid from march 2012

d 45		d 54													
code	basic gloss** wood	code	basic gloss** wood		w	22									
V43230		V43231			54										
V43240		V43241			72										
<p><i>binnenlade van 36 diep</i> tiroir intérieur de 36 de profondeur cassetto interno profondo 36 inner drawer, depth 36 cm Innenschublade von 36 tief</p>		<p><i>binnenlade van 45 diep</i> tiroir intérieur de 45 de profondeur cassetto interno profondo 45 inner drawer, depth 45 cm Innenschublade von 45 tief</p>				<p>binnenmaten (cm) dimensions intérieures (cm) dimensioni interne (cm) inside measurements (cm) Innenmaßen (cm)</p> <table> <thead> <tr> <th>height</th> <th>width</th> <th>depth</th> </tr> </thead> <tbody> <tr> <td>16 ▶ 12.7</td> <td>54 ▶ 46.4</td> <td>36 ▶ 26.4</td> </tr> <tr> <td></td> <td>72 ▶ 64.4</td> <td>45 ▶ 36.4</td> </tr> </tbody> </table>	height	width	depth	16 ▶ 12.7	54 ▶ 46.4	36 ▶ 26.4		72 ▶ 64.4	45 ▶ 36.4
height	width	depth													
16 ▶ 12.7	54 ▶ 46.4	36 ▶ 26.4													
	72 ▶ 64.4	45 ▶ 36.4													
code	basic gloss** wood	code	basic gloss** wood		w	23									
V43260		V43261			54										
<p><i>binnenlade van 36 diep</i> tiroir intérieur de 36 de profondeur cassetto interno profondo 36 inner drawer, depth 36 cm Innenschublade von 36 tief</p>		<p><i>binnenlade van 45 diep</i> tiroir intérieur de 45 de profondeur cassetto interno profondo 45 inner drawer, depth 45 cm Innenschublade von 45 tief</p>				<p>binnenmaten (cm) dimensions intérieures (cm) dimensioni interne (cm) inside measurements (cm) Innenmaßen (cm)</p> <table> <thead> <tr> <th>height</th> <th>width</th> <th>depth</th> </tr> </thead> <tbody> <tr> <td>27 ▶ 21.7</td> <td>54 ▶ 46.4</td> <td>36 ▶ 26.4</td> </tr> <tr> <td></td> <td></td> <td>45 ▶ 36.4</td> </tr> </tbody> </table>	height	width	depth	27 ▶ 21.7	54 ▶ 46.4	36 ▶ 26.4			45 ▶ 36.4
height	width	depth													
27 ▶ 21.7	54 ▶ 46.4	36 ▶ 26.4													
		45 ▶ 36.4													
code	aluminium	code	aluminium		w	24									
X80834	max. 60 CD	X80834	max. 60 CD		54										
X90833	max. 26 DVD	X90833	max. 26 DVD		54										
X80844	max. 80 CD	X80844	max. 80 CD		72										
X90843	max. 39 DVD	X90843	max. 39 DVD		72										
<p><i>Indien direct boven een binnenlade / 18 hoge lade een steunbuis wordt gemonteerd is het niet mogelijk een cd/dvd-interieur toe te passen.</i></p> <p>Si on utilise un tube-support juste au-dessus d'un tiroir intérieur / tiroir de 18 de haut, on ne pourra pas placer d'intérieur CD/DVD.</p> <p>Il montaggio di un tubo di sostegno sopra un cassetto interno / cassetto alto 18 non permette l'uso di un modulo interno porta CD/DVD.</p> <p>If a support tube is fitted directly above an inner drawer / 18cm high drawer, a CD/DVD interior cannot be fitted.</p> <p>Wenn unmittelbar über einer Innenschublade 18 hohen Schublade ein Stützrohr montiert wird, kann kein CD/DVD-Interieur eingesetzt werden.</p>															


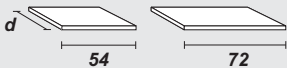
* glanslak éénzijdig - laque en brillant simple face - lucido su un lato - gloss lacquer one-sided - Glanzlack einseitig
 ** glanslak tweezijdig - laque en brillant double face - lucido su due lati - gloss lacquer two-sided - Glanzlack zweiseitig


VISION ELEMENTS

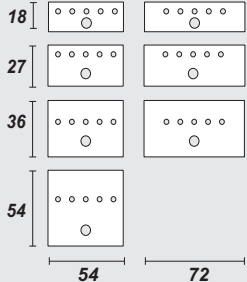
design

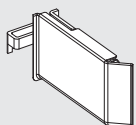
pierre mazairac & karel boonzaaijer 1985

valid from march 2012

		d 22.5		d 36	
25 <i>rubberen mat</i> tapis en caoutchouc stuoino in gomma rubber mat Gummimatte	w			code	rubber
	54			X70830	
	72			X70840	
					
26 <i>legplank</i> rayon ripiano shelf Einlegeboden	w			code	basic
	54			V43030	
	72			V43040	
					

		h 18		h 27	
27 <i>afwerkpaneel</i> panneau de finition pannelo di finitura finishing panel Sichrückwand	w	code	basic	code	basic
	108	V22516		V22506	
	144	V22517		V22507	
	162	V42518		V42508	
	216	V42519		V42509	
	270	V42516		V42506	
	288	V42517		V42507	
					

28 <i>media achterpaneel</i> panneau arrière spécial "média" pannelo posteriore medio media back panel Mediarückpaneel	w	code	basic	code	basic
	54	V43113		V43103	
	72	V43114		V43104	
					

29 <i>ophanger ter bevestiging van romp aan wand</i> suspension pour la fixation du caisson au mur gancio per il fissaggio a parete della scocca hanger to secure base to the wall Aufhänger zur Befestigung des Korpus an der Wand	code	metal	Per kast dient u een set ophangers te bestellen en per separatie een enkele. Vous devrez commander un jeu de suspensions par armoire mais seulement une suspension par séparation. Per ogni mobile dovete ordiare un set di supporti, mentre per ogni divisorio è necessario ordinare un supporto singolo. For each cabinet, you will need to order a set of hangers and for each divider a single hanger. Pro Schrank müssen Sie zuzüglich ein Set mit Aufhängehaken bestellen. Pro Zwischenwand reicht ein Aufhängehaken.
	set	V15799	
	single	V15791	
			

VISION ELEMENTS

design

pierre mazairac & karel boonzaaijer 1985

valid from march 2012

d 45		d 54							
code	rubber	code	rubber		w	25			
X70831		X70831			54				
X70841		X70841			72				
code	basic	code	basic		w	26			
V43031		V43032			54				
V43041		V43042			72				

h 36				h 54									
code	basic	gloss*	wood	code	basic	gloss*	wood		w	27			
V22526				V42534					108				
V22527				-					144				
V42528				V42538					162				
V42529				V42539					216				
V42526				V42536					270				
V42527				-					288				
code	basic			code	basic				w	28			
V43123				V43133					54				
V43124				-					72				
										29			

Voor rompen die vrij in de ruimte komen te staan kan ter verfraaiing de achterzijde worden voorzien van een afwerkpaneel (optisch worden de voor- en achterzijde dan gelijk). Afwerkpanelen worden gemonteerd aan het "standaard" achterpaneel van de romp.
Afwerkpanelen hebben altijd de afmeting van een volledige romp.

Pour enrichir l'arrière des caissons autonomes non fixés au mur, un panneau de finition peut être fixé à l'arrière (l'arrière et l'avant du caisson ont ainsi un aspect identique). Les panneaux de finition se fixent sur le panneau arrière "standard" du caisson. Les panneaux de finition ont toujours la dimension d'un caisson complet.

Le scocche disposte liberamente nello spazio possono essere rifinite con un pannello posteriore (che rende visivamente uguali tra loro la parte posteriore e quella anteriore). I pannelli di rifinitura vengono montati sul pannello posteriore "di serie" della scocca. I pannelli di rifinitura hanno sempre la dimensione dell'intera scocca.

For freestanding modules the rear side can be made more attractive by means of a finishing panel (ensuring both the front and the rear appear alike). Finishing panels are fitted to the standard rear panel on the module. The dimensions of the finishing panels are always the same as the complete body unit.



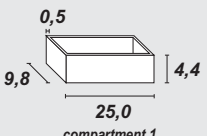
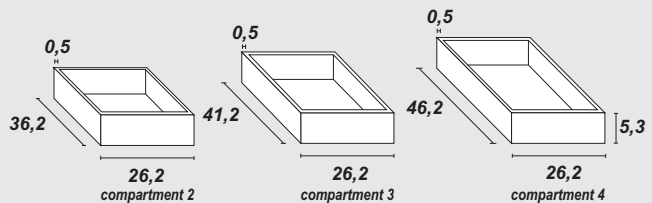
Frei im Raum stehende Korpusse können auf der Rückseite zur Verschönerung mit einem Abschlusspaneel versehen werden (optisch sehen Vorder- und Rückseite dann gleich aus). Abschlusspaneele werden am „Standardrückpaneel“ des Korpus befestigt. Abschlusspaneele sind immer so groß wie ein vollständiger Korpus.

VISION ELEMENTS

design

pierre mazairac & karel boonzaaijer 1985

valid from march 2012

<p>30 steunbuis tube-support tubo di supporto support tube Stützrohr</p> 	<table border="1"> <thead> <tr> <th>w</th> <th>code</th> <th>silver grey</th> </tr> </thead> <tbody> <tr> <td>54</td> <td>V25039</td> <td></td> </tr> <tr> <td>72</td> <td>V25049</td> <td></td> </tr> </tbody> </table>	w	code	silver grey	54	V25039		72	V25049			<p>Indien direct boven een 18 hoge lade een steunbuis wordt gemonteerd is het niet mogelijk een cd/dvd-interieur toe te passen.</p> <p>Si on utilise un tube-support juste au-dessus d'un tiroir de 18 de haut, on ne pourra pas placer d'intérieur CD/DVD.</p> <p>Il montaggio di un tubo di sostegno sopra un cassetto alto 18 non permette l'uso di un modulo interno porta CD/DVD.</p> <p>If a support tube is fitted directly above an 18cm high drawer, a CD/DVD interior can not be fitted.</p> <p>Wenn unmittelbar über einer 18 hohen Schublade ein Stützrohr montiert wird, kann kein CD-Interieur eingesetzt werden.</p>																
w	code	silver grey																										
54	V25039																											
72	V25049																											
<p>31 plank aan de wand rayon mural mensola a parete wall shelf Wandboard</p> 	<table border="1"> <thead> <tr> <th>w</th> <th>code</th> <th>basic</th> <th>gloss**</th> <th>wood</th> </tr> </thead> <tbody> <tr> <td>54.0-100.0</td> <td>X10120</td> <td></td> <td></td> <td></td> </tr> <tr> <td>100.1-150.0</td> <td>X10130</td> <td></td> <td></td> <td></td> </tr> <tr> <td>150.1-200.0</td> <td>X10140</td> <td></td> <td></td> <td></td> </tr> <tr> <td>200.1-279.0</td> <td>X10150</td> <td></td> <td></td> <td></td> </tr> </tbody> </table>	w	code	basic	gloss**	wood	54.0-100.0	X10120				100.1-150.0	X10130				150.1-200.0	X10140				200.1-279.0	X10150					
w	code	basic	gloss**	wood																								
54.0-100.0	X10120																											
100.1-150.0	X10130																											
150.1-200.0	X10140																											
200.1-279.0	X10150																											
<p>32 interieurbakken inzet bacs intérieurs à insérer cassettoni interni inseribili insert interior compartments Interieurkästen Einsatz</p> <p>binnenmaten (cm) dimensions intérieures (cm) dimensioni interne (cm) inside measurements (cm) Innenmaßen (cm)</p>  <table border="1"> <thead> <tr> <th>height</th> <th>width</th> <th>depth</th> </tr> </thead> <tbody> <tr> <td>4.4 ▶ 3.5</td> <td>25.0 ▶ 24.1</td> <td>9.8 ▶ 8.9</td> </tr> </tbody> </table>	height	width	depth	4.4 ▶ 3.5	25.0 ▶ 24.1	9.8 ▶ 8.9	<table border="1"> <thead> <tr> <th></th> <th>code</th> <th>oak</th> </tr> </thead> <tbody> <tr> <td>compartment 1</td> <td>X59005</td> <td></td> </tr> </tbody> </table>		code	oak	compartment 1	X59005																
height	width	depth																										
4.4 ▶ 3.5	25.0 ▶ 24.1	9.8 ▶ 8.9																										
	code	oak																										
compartment 1	X59005																											
<p>33 interieurbakken basis bacs intérieurs de base standard cassettoni interni di base interior compartment Interieurkästen Basis</p>  <p>binnenmaten (cm) dimensions intérieures (cm) dimensioni interne (cm) inside measurements (cm) Innenmaßen (cm)</p> <table border="1"> <thead> <tr> <th>height</th> <th>width</th> <th>depth</th> </tr> </thead> <tbody> <tr> <td>5.3 ▶ 4.4</td> <td>26.2 ▶ 25.2</td> <td>36.2 ▶ 35.2</td> </tr> <tr> <td></td> <td></td> <td>41.2 ▶ 40.2</td> </tr> <tr> <td></td> <td></td> <td>46.2 ▶ 45.2</td> </tr> </tbody> </table>	height	width	depth	5.3 ▶ 4.4	26.2 ▶ 25.2	36.2 ▶ 35.2			41.2 ▶ 40.2			46.2 ▶ 45.2	<table border="1"> <thead> <tr> <th></th> <th>code</th> <th>oak</th> </tr> </thead> <tbody> <tr> <td>compartment 2</td> <td>X59006</td> <td></td> </tr> <tr> <td>compartment 3</td> <td>X59007</td> <td></td> </tr> <tr> <td>compartment 4</td> <td>X59008</td> <td></td> </tr> </tbody> </table>		code	oak	compartment 2	X59006		compartment 3	X59007		compartment 4	X59008			<p>De basisbakken zijn te combineren met een aluminium schuifprofiel, waardoor de bakken verhoogd in de ladebak komen te liggen.</p> <p>Les bacs de base peuvent être combinés avec un profilé coulissant en aluminium qui permet de rehausser les bacs dans le tiroir.</p> <p>I cassettoni di base possono essere combinati con un profilo di scorrimento in alluminio, che li sospendono all'interno dei cassettoni.</p> <p>The standard compartments can be combined with an aluminium sliding track, allowing the compartments to be raised in high drawers.</p> <p>Die Basiskästen können mit Aluminium Schubprofilen kombiniert werden, sodass die Kästen erhöht im Schubladenkasten liegen.</p>	
height	width	depth																										
5.3 ▶ 4.4	26.2 ▶ 25.2	36.2 ▶ 35.2																										
		41.2 ▶ 40.2																										
		46.2 ▶ 45.2																										
	code	oak																										
compartment 2	X59006																											
compartment 3	X59007																											
compartment 4	X59008																											

VISION ELEMENTS

design

pierre mazairac & karel boonzaaijer 1985

valid from march 2012

				30
				31
<p><i>Plank aan de wand wordt op maat gemaakt binnen de aangegeven afmetingen. Montage aan de wand geschiedt middels een strip met pennen. Pastoe raadt voor de bevestiging van plank aan de wand een betonnen of stenen muur aan.</i></p> <p><i>L'étagère au mur est taillée sur mesure à l'intérieur des dimensions indiquées. La fixation au mur est réalisée à l'aide d'une plaque avec des chevilles. Pour la fixation d'une étagère murale, Pastoe recommande un mur en béton ou en pierre.</i></p> <p><i>Mensola a parete fornita su misura entro le dimensioni limite indicate. Il montaggio a parete avviene mediante una striscia dotata di perni. Pastoe consiglia di fissare le mensole a parete a pareti di cemento o pietra.</i></p> <p><i>Shelf on the wall is measured individually within the dimensions indicated. Mounting on the wall is done with a strip containing pins. Pastoe recommends a concrete or stone wall as the base for shelf on the wall.</i></p> <p><i>Wandboards werden auf maß innerhalb derausgegeben Größe gefertigt. Die Wandmontage erfolgt über ein Holzbrett mit Befestigungsstiften. Pastoe empfiehlt für die Befestigung des Brettes an der Wand eine Massivwand aus Beton oder Mauerwerk.</i></p>				32
				33

* glanslak éénzijdig - laque en brillant simple face - lucido su un lato - gloss lacquer one-sided - Glanzlack einseitig
 ** glanslak tweezijdig - laque en brillant double face - lucido su due lati - gloss lacquer two-sided - Glanzlack zweiseitig

VISION ELEMENTS

design

pierre mazairac & karel boonzaaijer 1985

valid from march 2012

34 <i>schuifprofiel</i> profilé coulissant profilo di scorrimento sliding track Schubprofil	d 36			d 45		
	w	code	aluminium	code	aluminium	
	54	X50830		X50830		
	72	X50840		X50840		
				<p>Het aluminium schuifprofiel loopt over de gehele breedte van de ladebak en is toe te passen in ladebakken van 13,5 en 21 cm hoog.</p> <p>Le profilé aluminium court sur toute la largeur du tiroir et peut être installé dans des tiroirs de 13,5 et 21 cm de haut.</p> <p>Il profilo di scorrimento in alluminio corre lungo tutta la larghezza del cassettone e può essere montato nei cassettoni alti 13,5 e 21 cm.</p> <p>The aluminium sliding track covers the width of the drawer and can be used in drawers of 13.5 and 21 cm high.</p> <p>Das Aluminium Schubprofil läuft über die gesamte Breite des Schubladenkastens und kann in 13,5 und 21 cm hohen Schubladenkästen verwendet werden.</p>		

35 <i>wandpaneel</i> panneau mural pannello a parete wall panel Wandpaneel	h 18			h 27			
	w	code	basic	gloss*	code	basic	gloss*
	36	V51012		V51002			
	54	V51013		V51003			
	72	V51014		V51004			
	108	V51016		V51006			
	144	V51017		V51007			
	162	V51018		V51008			

VISION ELEMENTS

design

pierre mazairac & karel boonzaaijer 1985

valid from march 2012

d 54

code	aluminium			w
X50830				54
X50840				72

34

h 36

h 54

code	basic	gloss*	code	basic	gloss*			w
V51022			V51032					36
V51023			V51033					54
V51024			V51034					72
V51026			V51036					108
V51027			V51037					144
V51028			V51038					162

35

* *glanslak éénzijdig* - laque en brillant simple face - lucido su un lato - gloss lacquer one-sided - Glanzlack einseitig

** *glanslak tweezijdig* - laque en brillant double face - lucido su due lati - gloss lacquer two-sided - Glanzlack zweiseitig

VISION ELEMENTS

design

pierre mazairac & karel boonzaaijer 1985

valid from march 2012

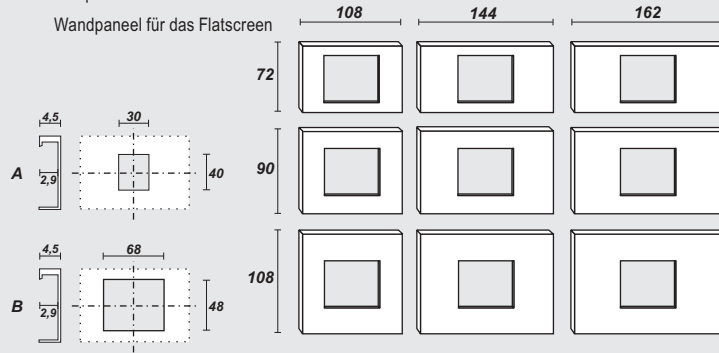
h 72

h 90

36 wandpaneel voor flatscreen

panneau mural pour écran plat
pannello a parete per a schermo piatto
wall panel for flatscreen

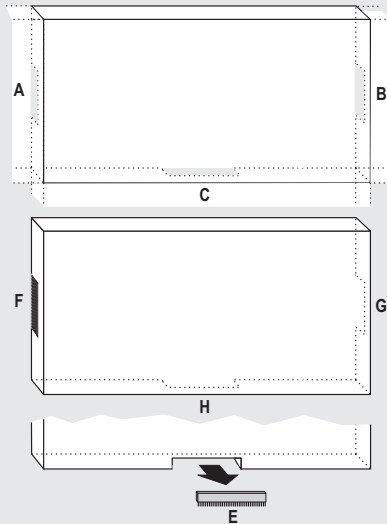
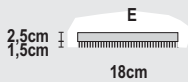


Wandpaneel für das Flatscreen



w	code	basic	gloss*	code	basic	gloss*
108	V51146			V51156		
144	V51147			V51157		
162	V51148			V51158		

37 kabeldoorvoer

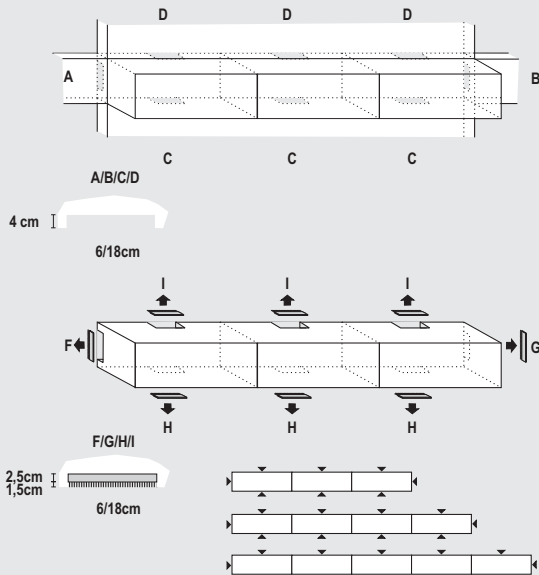
passacâbles
passacavo
cable feedthrough
Kabelöffnung



position	code	no. profile	natural aluminium	basic
A	X10400			
B	X10410			
C	X10420			
E	X10340			
F	X10450			
G	X10460			
H	X10470			

38 kabeldoorvoer met aangepast achterpaneel

passacâbles avec panneau arrière adapté
passacavo con pannello posteriore adeguato
cable feedthrough with adapted back panel
Kabelöffnung mit angepasst Wandpaneel



position	code	no. profile	natural aluminium	basic
A	X10300			
B	X10310			
C	X10320			
D	X10330			
F	X10350			
G	X10360			
H	X10370			
I	X10380			

h 108

code	basic	gloss*	w
V51166			108
V51167			144
V51168			162

36

Pastoe raadt, voor de bevestiging van een flatscreen aan de muur, een beugel van Vogel aan, type 6345 of 6445 (tekening B). Keuze van de centrale uitsparing duidelijk vermelden op de order (A of B). Afwijkende maten van de uitsparing op aanvraag. Op aanvraag is het wandpaneel zonder uitsparing leverbaar.

Pour la fixation murale d'un écran plat, Pastoe conseille l'utilisation d'un support Vogel de type 6345 ou 6445 (dessin B). Prière d'indiquer clairement sur la commande l'encoche centrale choisie (A ou B). Autres dimensions de l'encoche disponibles sur demande. Panneau mural sans encoche disponible sur demande.

Per il fissaggio a parete dello schermo piatto, Pastoe consiglia l'impiego di un supporto di Vogel, tipo 6345 o 6445 (disegno B). Indicate chiaramente nell'ordine la scelta della tacca centrale (A o B). Tacche di misura diversa sono disponibili su richiesta. u richiesta è possibile fornire un pannello a muro senza tacca.

For mounting flat screens to the wall, Pastoe recommends using Vogel brackets, types 6345 or 6445 (drawing B). Please mention your choice of central opening clearly on the order form (A or B). Other opening dimensions are available on request. Wall panels without openings are available on request.

Pastoe empfiehlt einen Bügel von Vogel, Typ 6345 oder 6445 (Zeichnung B), zur Befestigung eines Flachbildschirms an der Wand zu verwenden. Bitte die Wahl der zentralen Aussparung deutlich auf dem Bestellformular angeben (A oder B). Von der Aussparung abweichende Maße erhalten Sie auf Anfrage. Auf Wunsch ist das Wandpaneel auch ohne Aussparung erhältlich.

--	--	--	--	--

37

*Op de bestelling dient aangegeven te worden of de kabeldoorvoer meer naar links of rechts, danwel meer naar onder of boven komt. Pastoe bepaalt de exacte positie aan de hand van een logisch raster. De afmeting van de kabeldoorvoer is standaard 18cm, alleen bij een paneel van 18 en 27cm is de kabeldoorvoer 6cm. Een kabeldoorvoer aan de rand van een paneel (A, B, C) is een uitsparing **zonder** aluminium profiel en zwarte borstel. Een kabeldoorvoer aan de rand van een paneel (F, G, H) is een uitsparing afgewerkt met een **vast** aluminium profiel met zwarte borstel. Een kabeldoorvoer aan de voorkant van een paneel (E) is een uitsparing afgewerkt met een **afneembaar** aluminium profiel met zwarte borstel.*

*Prière d'indiquer sur la commande si le passe-câbles doit être plutôt à gauche ou à droite, ou plutôt en haut ou en bas. Pastoe déterminera la position exacte d'après une grille logique. La dimension standard du passe-câbles est de 18 cm ; seulement avec les panneaux de 18 et 27 cm, le passe-câbles sera de 6 cm. Un passe-câbles placé sur le côté d'un panneau (A, B, C) est une encoche **sans** un profilé en aluminium **fixe** et une brosse noire. Un passe-câbles placé sur le côté d'un panneau (F, G, H) est une encoche comportant un profilé en aluminium fixe avec une brosse noire. Un passe-câbles placé sur le devant d'un panneau (E) est une encoche comportant un profilé en aluminium **détachable** avec une brosse noire.*

*Sull'ordine è necessario specificare se il passacavo è previsto più a sinistra o a destra, oppure più verso l'alto o verso il basso. Pastoe definisce la posizione sulla base di uno schema logico. La misura del passacavo è standard ed è pari a 18 cm; solo ai pannelli di 18 e 27 cm si applica un passacavo di 6 cm. Un passacavo al margine di un pannello (A, B, C) corrisponde ad una tacca rifinita **senza** un profilo di alluminio e spazzola nera. Un passacavo al margine di un pannello (F, G, H) corrisponde ad una tacca rifinita con un profilo di alluminio **fisso**, dotato di spazzola nera. Un passacavo nella parte anteriore di un pannello (E) corrisponde ad una tacca rifinita con un profilo di alluminio **amovibile**, dotato di spazzola nera.*

*The order form must clearly state whether the cable feedthrough should be located more towards the left or to the right, or more towards the top or the bottom. Pastoe will determine the exact position based on a logical grid. The width of the cable feedthrough is 18cm as standard, except for an 18 or 27cm panel, when the cable feedthrough is 6cm wide. A cable feedthrough on the edge of a panel (A, B, C) is an opening **without** an aluminium profile and black brush. A cable feedthrough on the edge of a panel (F, G, H) is an opening that is finished with a **fixed** aluminium profile with a black brush. A cable feedthrough at the front of a panel (E) is an opening that is finished with a **removable** aluminium profile with a black brush.*

*Auf der Bestellung ist ebenfalls anzugeben, ob die Kabelöffnung mehr links oder rechts beziehungsweise eher unten oder oben angebracht werden soll. Die exakte Lage bestimmt Pastoe dann anhand eines logischen Rasters. Die Kabelöffnung misst standardmäßig 18 cm, außer bei Paneelgrößen von 18 und 27 cm, hier ist die Kabelöffnung auf 6 cm bemessen. Eine Kabelöffnung am Rand eines Paneels (A, B, C) ist eine Aussparung **ohne** Aluminiumprofil und schwarzen Borsten. Eine Kabelöffnung am Rand eines Paneels (F, G, H) ist eine Aussparung, die mit einem **feststehenden** Aluminiumprofil und schwarzen Borsten verkleidet wird. Eine Kabelöffnung an der Vorderseite eines Paneels (E) ist eine Aussparung, die mit einem **abnehmbaren** Aluminiumprofil und schwarzen Borsten verkleidet wird.*

--	--	--	--	--

38

*Een kabeldoorvoer kan alleen besteld worden i.c.m. met een deur of klep. Bij bestelling wordt het achterpaneel standaard voorzien van een uitsparing tbv kabel en ontluftung. Een kabeldoorvoer aan de rand van een paneel (A, B, C, D) is een uitsparing **zonder** aluminium profiel en zwarte borstel. Een kabeldoorvoer aan de rand van een paneel (F, G, H, I) is een uitsparing afgewerkt met een **afneembaar** aluminium profiel met zwarte borstel. De kabeldoorvoer zal altijd in het midden van een vak geplaatst worden. De afmeting van de kabeldoorvoer is standaard 18cm, alleen bij een paneel van 18 en 27cm is de kabeldoorvoer 6cm.*

*Un passe-câbles est toujours combiné avec une porte ou un abattant. Le panneau arrière comporte en standard une encoche centrale pour faire passer le câble et pour l'aération. Un passe-câbles placé sur le côté d'un panneau (A, B, C, D) est une encoche **sans** un profilé en aluminium fixe et une brosse noire. Un passe-câbles placé sur le côté d'un panneau (F, G, H, I) est une encoche comportant un profilé en aluminium **détachable** avec une brosse noire. Le passe-câbles est toujours placé au milieu d'une section. La dimension standard du passe-câbles est de 18 cm ; seulement avec les panneaux de 18 et 27 cm, le passe-câbles est de 6 cm.*

*Il passacavo può essere ordinato solo insieme ad un'anta o ribalta. Il pannello posteriore è fornito di serie completo di tacca per il cavo e per l'aerazione. Un passacavo al margine di un pannello (A, B, C, D) corrisponde ad una tacca rifinita **senza** un profilo di alluminio e spazzola nera. Un passacavo al margine di un pannello (F, G, H, I) corrisponde ad una tacca rifinita con un profilo di alluminio **amovibile**, dotato di spazzola nera. Il passacavo viene sempre previsto al centro di uno scomparto. La misura del passacavo è standard ed è pari a 18 cm; solo ai pannelli di 18 e 27 cm si applica un passacavo di 6 cm.*

*A cable feedthrough can only be ordered in combination with a door or a flap. Upon ordering, the back panel will be fitted as standard with an opening for cable feedthrough and ventilation purposes. A cable feedthrough on the edge of a panel (A, B, C, D) is an opening **without** an aluminium profile and black brush. A cable feedthrough on the edge of a panel (F, G, H, I) is an opening that is finished with a **removable** aluminium profile with a black brush. The cable feedthrough will always be placed in the centre of a section. The width of the cable feedthrough is 18cm as standard, except for an 18 or 27cm panel, when the cable feedthrough is 6cm wide.*

*Eine Kabelöffnung kann ausschließlich zusammen mit einer Türe oder Klappe bestellt werden. Bei der Bestellung wird das Rückwandpaneel standardmäßig mit einer Aussparung für Kabel und Entlüftung versehen. Eine Kabelöffnung am Rand eines Paneels (A, B, C, D) ist eine Aussparung **ohne** Aluminiumprofil und schwarzen Borsten. Eine Kabelöffnung am Rand eines Paneels (F, G, H, I) ist eine Aussparung, die mit einem **abnehmbaren** Aluminiumprofil und schwarzen Borsten verkleidet wird. Die Kabelöffnung wird grundsätzlich in der Mitte eines Fachs angebracht. Die Kabelöffnung misst standardmäßig 18 cm, außer bei Paneelgrößen von 18 und 27 cm, hier ist die Kabelöffnung auf 6 cm bemessen.*

* glanslak éénzijdig - laque en brillant simple face - lucido su un lato - gloss lacquer one-sided - Glanzlack einseitig
 ** glanslak tweezijdig - laque en brillant double face - lucido su due lati - gloss lacquer two-sided - Glanzlack zweiseitig

